

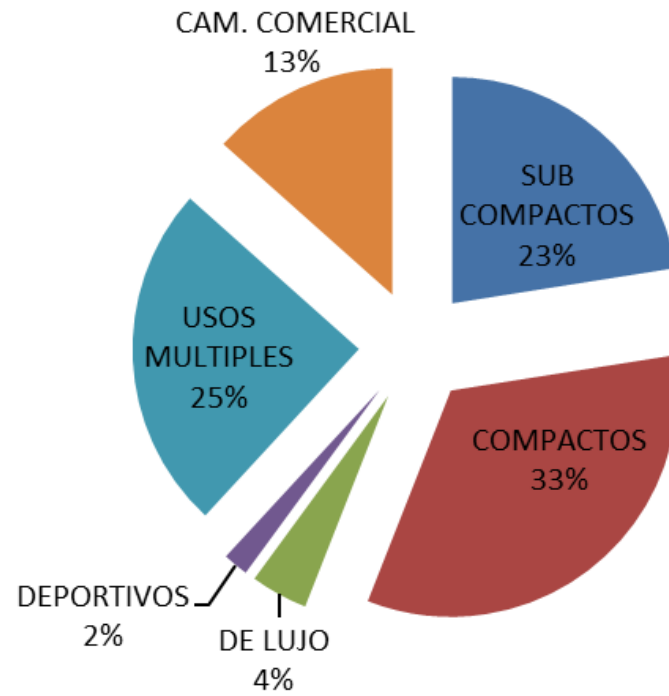
Reporte de Ventas AMDA Morelos

DICIEMBRE 2019



MARCAS	VENTAS POR UNIDADES TOTALES	SUB COMPACTOS	COMPACTOS	DE LUJO	DEPORTIVOS	USOS MULTIPLES	CAM. COMERCIAL
NISSAN	411	91	183	0	0	60	77
VW	275	8	201	0	6	37	23
CHEVROLET	211	143	32	0	0	31	5
TOYOTA	166	4	54	32		40	36
MAZDA	96	12	43	0	1	40	
KIA	87	33	27	1		26	
HONDA	67		20	4	0	43	0
FORD	64	20	1		2	10	31
FCA	59	20	1	0	1	23	14
HYUNDAI	38	8	4	1		25	
MITSUBISHI	36	7				2	27
BMW	34			13	0	21	
RENAULT	34	13	0	0		12	9
SEAT	28	16	0		6	6	
SUZUKI	28	9	8	0		11	
AUDI	27			13		14	
MINI COOPER	18				15	3	
MERCEDES	13	0	0	3	0	10	
PEUGEOT	10	1	0	0	0	2	7
BAIC	7	1				6	
GMC	4			1		2	1
VOLVO	2			2		0	
LAND ROVER	0					0	
LINCOLN	0			0		0	0
TOTAL	1715	386	574	70	31	424	230

SEGMENTOS



FLOTILLA VS MENUDEO

AGENCIA	TOTALES		SUBCOMPACTO		COMPACTO		LUJO		DEPORTIVO		USOS MULTIPLES		CAMIONES LIGEROS	
	FLOTILLA	MENUDEO	FLOTILLA	MENUDEO	FLOTILLA	MENUDEO	FLOTILLA	MENUDEO	FLOTILLA	MENUDEO	FLOTILLA	MENUDEO	FLOTILLA	MENUDEO
NISSAN	15	396	6	85	5	178	0	0	0	0	1	59	3	74
VW	0	275	0	8	0	201	0	0	0	6	0	37	0	23
TOYOTA	0	166	0	4	0	54	0	32			0	40	0	36
CHEVROLET	47	164	21	122	25	7	0	0	0	0	1	30	0	5
MAZDA	0	96	0	12	0	43	0	0	0	1	0	40		
KIA	0	87	0	33	0	27	0	1			0	26		
HONDA	0	67			0	20	0	4	0	0	0	43	0	0
FCA	3	56	0	20	0	1	0	0	0	1	2	21	1	13
FORD	11	53	0	20	0	1			0	2	4	6	7	24
HYUNDAI	0	38	0	8	0	4	0	1			0	25		
MITSUBISHI	0	36	0	7							0	2	0	27
BMW	0	34					0	13	0	0	0	21		
RENAULT	0	34	0	13	0	0	0	0			0	12	0	9
SEAT	0	28	0	16	0	0			0	6	0	6		
SUZUKI	0	28	0	9	0	8	0	0			0	11		
AUDI	0	27					0	13			0	14		
MINI	0	18							0	15	0	3		
MERCEDES	0	13	0	0	0	0	0	3	0	0	0	10		
PEUGEOT	0	10	0	1	0	0	0	0	0	0	0	2	0	7
BAIC	0	7	0	1							0	6		
GMC	0	4					0	1			0	2	0	1
VOLVO	0	2					0	2			0	0		
LAND ROVER	0	0									0	0		
LINCOLN	0	0					0	0			0	0	0	0
TOTAL	76	1639	27	359	30	544	0	70	0	31	8	416	11	219

FLOTILLAS

DICIEMBRE										
MARCA	2011	2012	2013	2014	2015	2016	2017	2018	2019	% CREC
FCA	5	141	71	89	25	0	0	0	3	-
MITSUBISHI	2	11	0	0	4	1	0	0	0	-
PEUGEOT	0	0	0	0	0	0	0	0	0	-
VW	0	0	139	8	0	0	0	0	0	-
RENAULT	1	0	0	0	0	0	0	0	0	-
MAZDA	0	0	0	0	0	0	0	0	0	-
TOYOTA	0	0	0	0	0	0	0	0	0	-
NISSAN	18	1	26	31	9	8	39	5	15	200.00
CHEVROLET	106	92	54	36	83	257	13	155	47	-69.68
FORD	7	13	23	4	3	3	8	48	11	-77.08
TOTAL	139	258	313	168	124	269	60	208	76	-63.46

ACUMULADO FLOTILLAS

DICIEMBRE										
MARCA	2011	2012	2013	2014	2015	2016	2017	2018	2019	% CREC
RENAULT	6	16	0	0	0	10	0	0	0	-
MAZDA	17	0	0	0	3	0	0	0	0	-
TOYOTA	15	0	0	0	0	0	0	0	0	-
NISSAN	197	241	169	169	158	87	65	37	158	327.03
FCA	173	642	426	541	504	55	4	12	50	316.67
VW	27	34	213	94	44	93	7	12	43	258.33
CHEVROLET	1551	1645	964	947	781	885	700	369	471	27.64
FORD	176	82	123	139	156	62	70	111	95	-14.41
PEUGEOT	0	0	0	0	0	5	2	54	14	-74.07
MITSUBISHI	40	68	74	46	47	23	41	10	0	-100.00
TOTAL	2202	2728	1969	1936	1693.00	1220	889	605	831	37.36

% VENTAS TOTALES		
MARCA	TOTAL	% DEL TOTAL
NISSAN	411	23.97
VW	275	16.03
CHEVROLET	211	12.30
TOYOTA	166	9.68
MAZDA	96	5.60
KIA	87	5.07
HONDA	67	3.91
FORD	64	3.73
FCA	59	3.44
HYUNDAI	38	2.22
MITSUBISHI	36	2.10
BMW	34	1.98
RENAULT	34	1.98
SEAT	28	1.63
SUZUKI	28	1.63
AUDI	27	1.57
MINI COOPER	18	1.05
MERCEDES	13	0.76
PEUGEOT	10	0.58
BAIC	7	0.41
GMC	4	0.23
VOLVO	2	0.12
LAND ROVER	0	0.00
LINCOLN	0	0.00
TOTAL	1715	100.00

% VENTAS MENUDEO		
MARCA	TOTAL	% DEL TOTAL
NISSAN	396	24.16
VW	275	16.78
TOYOTA	166	10.13
CHEVROLET	164	10.01
MAZDA	96	5.86
KIA	87	5.31
HONDA	67	4.09
FCA	56	3.42
FORD	53	3.23
HYUNDAI	38	2.32
MITSUBISHI	36	2.20
BMW	34	2.07
RENAULT	34	2.07
SEAT	28	1.71
SUZUKI	28	1.71
AUDI	27	1.65
MINI COOPER	18	1.10
MERCEDES	13	0.79
PEUGEOT	10	0.61
BAIC	7	0.43
GMC	4	0.24
VOLVO	2	0.12
LAND ROVER	0	0.00
LINCOLN	0	0.00
TOTAL	1639	100

DICIEMBRE 2018 VS DICIEMBRE 2019

DICIEMBRE											
MARCA	2010	2011	2012	2013	2014	2015	2016	2017	2018	2019	% CREC
FIAT					30	17	23	27	0	0	-
JAGUAR					0	0	0	0	0	0	-
LAND ROVER					1	0	0	0	0	0	-
LINCOLN					0	0	0	0	0	0	-
MITSUBISHI	75	16	16	15	20	23	20	26	10	36	260.00
VW	178	256	258	294	486	389	428	356	218	275	26.15
RENAULT	20	21	22	24	45	33	33	42	28	34	21.43
MAZDA	22	52	66	44	64	71	136	110	81	96	18.52
SEAT	22	29	45	42	38	34	37	54	27	28	3.70
NISSAN	336	404	497	400	409	483	593	753	425	411	-3.29
MINI			10	11	14	0	0	10	20	18	-10.00
HONDA	62	60	57	52	65	86	94	129	82	67	-18.29
BMW	9	20	23	23	16	0	0	35	42	34	-19.05
TOYOTA	132	113	109	109	105	120	162	174	214	166	-22.43
HYUNDAI							40	49	50	38	-24.00
FCA	157	115	125	279	174	200	126	81	78	59	-24.36
KIA							33	90	118	87	-26.27
PUEGEOT							10	10	14	10	-28.57
AUDI	6	17	17	32	40	37	35	33	39	27	-30.77
FORD	114	120	113	96	118	130	145	168	96	64	-33.33
SUZUKI				22	24	27	0	29	45	28	-37.78
VOLVO								4	4	2	-50.00
CHEVROLET	280	319	259	275	238	262	352	709	439	211	-51.94
MERCEDES	13	17	16	11	9	20	13	15	29	13	-55.17
BAIC								14	16	7	-56.25
GMC					11	5	7	9	10	4	-60.00
TOTAL	1,426	1,559	1,633	1,729	1,907	1,937	2,287	2,927	2,085	1,715	-17.75

MARCA	ENE	FEB	MAR	ABR	MAY	JUN	JUL	AGO	SEP	OCT	NOV	DIC	ACU	%
NISSAN	395	372	435	308	349	347	334	365	268	349	390	411	4323	24.14
VW	204	211	222	209	186	169	183	199	224	236	313	275	2631	14.69
CHEVROLET	188	150	148	148	204	111	134	105	115	138	267	211	1919	10.71
TOYOTA	151	155	148	134	108	175	168	160	101	128	170	166	1764	9.85
KIA	116	94	96	95	99	96	88	114	101	70	90	87	1146	6.40
MAZDA	92	71	93	68	70	59	68	85	59	64	91	96	916	5.11
FCA	83	67	70	62	60	52	69	60	50	53	83	59	768	4.29
HONDA	83	65	64	55	72	58	51	62	51	50	71	67	749	4.18
FORD	55	46	46	50	50	35	45	80	45	71	72	64	659	3.68
SUZUKI	35	33	32	28	36	34	40	35	30	40	40	28	411	2.29
HYUNDAI	42	40	31	40	32	25	42	36	26	23	35	38	410	2.29
BMW	24	28	33	17	40	27	38	43	31	27	36	34	378	2.11
RENAULT	25	24	31	25	32	35	30	32	32	36	36	34	372	2.08
SEAT	43	24	28	26	25	25	27	37	18	24	33	28	338	1.89
AUDI	18	22	25	23	20	19	11	21	10	16	11	27	223	1.25
MITSUBISHI	19	7	16	13	17	16	13	14	14	14	15	36	194	1.08
BAIC	20	21	18	14	17	12	11	14	13	8	23	7	178	0.99
MERCEDES	11	21	18	20	18	13	11	11	4	5	20	13	165	0.92
MINI	13	13	13	13	11	12	11	14	5	17	19	18	159	0.89
PEUGEOT	11	10	9	10	13	6	12	3	3	9	14	10	110	0.61
GMC	7	6	5	7	6	1	5	0	3	5	8	4	57	0.32
VOLVO	4	1	3	0	1	2	5	2	3	3	4	2	30	0.17
LAND ROVER	1	0	2	0	1	0	0	1	2	0	0	0	7	0.04
LINCOLN	0	0	1	2	0	0	0	0	0	0	0	0	3	0.02
TOTALES	1,640	1,481	1,587	1,367	1,467	1,329	1,396	1,493	1,208	1,386	1,841	1,715	17,910	100.00

MENSUAL

AGENCIAS

AGENCIA	MARCA	ENE	FEB	MAR	ABR	MAY	JUN	JUL	AGO	SEP	OCT	NOV	DIC	TOTAL
GPO AUTOMOTRIZ IRAGORRI MATRIZ AGRICOLA	NISSAN	135	139	153	102	112	121	122	164	95	121	133	125	1522
TOY MOTORS	TOYOTA	125	132	118	102	87	146	141	136	82	108	139	135	1451
GPO AUTOMOTRIZ IRAGORRI SUC NAGOYA	NISSAN	116	123	143	112	132	107	102	102	91	111	138	154	1431
AUTO CAM	CHEVROLET	145	98	95	103	121	90	104	72	74	84	194	162	1342
KIA PRIMAVERA	KIA	116	94	96	95	99	96	88	114	101	70	90	87	1146
CRESTA CUERNAVACA	VW	62	69	73	73	68	60	51	58	56	87	123	97	877
AUTOMOTORES DE MORELOS	VW	68	69	75	60	67	47	62	67	95	63	97	70	840
GPO AUTOMOTRIZ IRAGORRI SUC CUAUTLA	NISSAN	93	60	86	56	59	64	70	62	50	72	72	76	820
PICACHO AUTOMOTRIZ	MAZDA	68	60	72	49	51	43	49	66	41	45	69	69	682
CUAUTLA AUTOMOTRIZ	CHEVROLET	43	52	53	45	83	21	30	33	41	54	73	49	577
GPO AUTOMOTRIZ IRAGORRI SUC KWANTO	NISSAN	51	50	53	38	46	55	40	37	32	45	47	56	550
MOTORES DE MORELOS	FORD	37	32	36	36	35	24	32	72	37	63	59	52	515
CRESTA CUAUTLA	VW	39	39	42	41	29	36	42	43	32	48	50	53	494
AUTO CIRC	HONDA	54	45	40	35	46	33	31	34	31	28	45	42	464
CRESTA MORELOS	VW	35	34	32	35	22	26	28	31	41	38	43	55	420
ALDEN MORELOS	SUZUKI	35	33	32	28	36	34	40	35	30	40	40	28	411
VEHICULOS KOR	HYUNDAI	42	40	31	40	32	25	42	36	26	23	35	38	410
MASTER MOTORS	BMW	24	28	33	17	40	27	38	43	31	27	36	34	378
FRANCO MOTORS	RENAULT	25	24	31	25	32	35	30	32	32	36	36	34	372
AUTOMOTRIZ CATALANA	SEAT	43	24	28	26	25	25	27	37	18	24	33	28	338
TOY MOTORS SUC CUAUTLA	TOYOTA	26	23	30	32	21	29	27	24	19	20	31	31	313
CUERNAVACA AUTOMOTRIZ PALMAS	FCA	26	17	30	26	25	18	27	23	18	22	38	20	290
AUTO CIRC SUC CUAUTLA	HONDA	29	20	24	20	26	25	20	28	20	22	26	25	285
CUERNAVACA AUTOMOTRIZ	FCA	35	30	20	19	19	19	19	23	18	20	21	22	265
PICACHO AUTOMOTRIZ SUC CUAUTLA	MAZDA	24	11	21	19	19	16	19	19	18	19	22	27	234
AVITTRO SAPI	AUDI	18	22	25	23	20	19	11	21	10	16	11	27	223
CUERNAVACA AUTOMOTRIZ SUC. CUAUTLA	FCA	22	20	20	17	16	15	23	14	14	11	24	17	213
MITSU SONI MORELOS	MITSUBISHI	19	7	16	13	17	16	13	14	14	14	15	36	194
BAIC	BAIC	20	21	18	14	17	12	11	14	13	8	23	7	178
CEVER CUERNAVACA	MERCEDES	11	21	18	20	18	13	11	11	4	5	20	13	165
MASTER MOTORS	MINI COOPER	13	13	13	13	11	12	11	14	5	17	19	18	159
MOTORES DE MORELOS SUC. CUAUTLA	FORD	18	14	10	14	15	11	13	8	8	8	13	12	144
PEUGEOT CUERNAVACA	PEUGEOT	11	10	9	10	13	6	12	3	3	9	14	10	110
MOTORES ATLIXCAYOTL	GMC	7	6	5	7	6	1	5	0	3	5	8	4	57
PICACHO GRUPO AUTOMOTRIZ	VOLVO	4	1	3	0	1	2	5	2	3	3	4	2	30
GRUPO PICACHO	LINCOLN/LAND	1	0	3	2	1	0	0	1	2	0	0	0	10
TOTAL GENERAL		1,640	1,481	1,587	1,367	1,467	1,329	1,396	1,493	1,208	1,386	1,841	1,715	17,910

ACUMULADOS

DICIEMBRE												
MARCAS	2009	2010	2011	2012	2013	2014	2015	2016	2017	2018	2019	%CREC
FIAT					151	247	212	192	241	0	0	-
JAGUAR					1		0	0	0	0	0	-
RENAULT	223	228	248	275	269	349	340	382	334	310	372	20.00
LAND ROVER					13	7	1	0	0	6	7	16.67
SUZUKI				194	223	245	83	139	295	374	411	9.89
BAIC								57	151	162	178	9.88
TOYOTA	988	895	812	846	961	803	1267	1459	1571	1747	1764	0.97
MITSUBISHI	351	327	172	148	213	254	213	203	254	199	194	-2.51
SEAT	349	263	363	356	368	369	417	456	421	347	338	-2.59
MAZDA	38	438	617	518	603	692	894	936	848	957	916	-4.28
BMW		130	252	231	189	89	0	117	366	395	378	-4.30
KIA							64	801	1105	1203	1146	-4.74
VW	2078	2262	2521	2727	3366	3547	3677	4073	3213	2910	2631	-9.59
NISSAN	2800	3189	3915	3978	3889	3924	5013	6344	6284	4819	4323	-10.29
HONDA	432	424	384	572	601	666	777	935	946	892	749	-16.03
FCA	1167	1152	1179	1728	1427	1601	1613	943	780	921	768	-16.61
MINI			44	124	109	41	0	60	162	203	159	-21.67
FORD	1137	1151	1059	870	972	996	1239	1320	989	865	659	-23.82
CHEVROLET	2111	2741	3025	3174	2825	2991	3142	3998	3181	2555	1919	-24.89
LINCON					1	1	4	0	0	4	3	-25.00
HYUNDAI							71	501	562	550	410	-25.45
PEUGEOT	251	54					41	121	143	153	110	-28.10
AUDI	111	121	190	255	307	341	353	374	364	338	223	-34.02
VOLVO								49	49	51	30	-41.18
MERCEDES	126	133	183	160	201	146	36	184	255	293	165	-43.69
GMC					57	92	92	100	70	104	57	-45.19
TOTAL	12,162	13,508	14,964	16,156	16,746	17,401	19,549	23,744	22,584	20,358	17,910	-12.02

SUBCOMPACTOS

MARCA	MODELO	FLOTILLA	MENUDEO	SUBTOTAL	ACUMULADO
NISSAN	MARCH	6	85	91	1094
CHEVROLET	AVEO	9	52	61	755
CHEVROLET	BEAT	12	58	70	606
KIA	RIO	0	33	33	408
VW	GOL	0	8	8	196
FORD	FIGO	0	20	20	175
SEAT	IBIZA 4 PTAS	0	16	16	170
MAZDA	MAZDA 2	0	12	12	155
DODGE	ATTITUDE	0	11	11	149
SUZUKI	SWIFT	0	9	9	139
TOYOTA	YARIS SEDAN	0	1	1	118
CHEVROLET	SPARK	0	12	12	101
RENAULT	KWID	0	9	9	98
SUZUKI	IGNIS	0	0	0	76
FIAT	MOBI	0	3	3	66
HYUNDAI	GRAN I10	0	4	4	63
FIAT	UNO	0	3	3	61
TOYOTA	YARIS HATCHBACK	0	2	2	53
MITSUBISHI	MIRAGE	0	5	5	47
RENAULT	STEPWAY	0	4	4	41
HYUNDAI	GRAN I10 SEDAN	0	4	4	37
BAIC	D-20 HACHBACK	0	1	1	34
MITSUBISHI	MIRAGE G4	0	2	2	32
FORD	FIESTA	0	0	0	26
FIAT	ADVENTURE	0	2	2	21
BAIC	D-20 SEDAN	0	0	0	20
VW	GOL SEDAN	0	0	0	14
TOYOTA	YARIS R	0	1	1	13
PEUGOT	301	0	0	0	11
PEUGOT	208	0	1	1	8
FIAT	SPORTIN	0	1	1	3
DODGE	VISION	0	0	0	2
FIAT	ABARTH	0	0	0	1
MERCEDES BENZ	SMART	0	0	0	1
CHEVROLET	SONIC	0	0	0	0
VW	CROSSFOX	0	0	0	0
VW	UP	0	0	0	0
RENAULT	SANDERO	0	0	0	0
TOTAL		27	359	386	4794

386

COMPACTOS

MARCA	MODELO	FLO	MEN	SUBTOTAL	ACUM
NISSAN	VERSA	5	159	164	1362
VW	VENTO	0	96	96	910
VW	JETTA	0	44	44	492
NISSAN	SENTRA	0	19	19	367
MAZDA	MAZDA 3	0	43	43	354
TOYOTA	AVANZA	0	21	21	259
VW	POLO	0	33	33	235
KIA	FORTE	0	27	27	215
TOYOTA	COROLLA	0	33	33	147
CHEVROLET	CAVALIER	25	7	32	136
VW	VIRTUS	0	25	25	102
HONDA	CITY	0	10	10	100
SUZUKI	ERTIGA	0	7	7	92
HYUNDAI	ACCENT	0	4	4	77
HONDA	CIVIC	0	6	6	67
HONDA	FIT	0	4	4	52
VW	GOLF	0	3	3	50
SEAT	TOLEDO	0	0	0	40
RENAULT	LOGAN	0	0	0	20
HYUNDAI	ELANTRA	0	0	0	17
VW	BEETLE	0	0	0	16
NISSAN	NOTE	0	0	0	7
DODGE	NEON	0	1	1	7
SUZUKI	CIAZ	0	1	1	5
MERCEDES BI	CLASE A	0	0	0	3
CHEVROLET	CRUZE	0	0	0	2
FIAT	500 L	0	0	0	2
FORD	FUSION	0	1	1	2
PEUGOT	308 GT	0	0	0	2
FORD	FOCUS	0	0	0	1
PEUGOT	308	0	0	0	1
NISSAN	LEAF	0	0	0	0
NISSAN	TIIDA	0	0	0	0
RENAULT	FLUENCE	0	0	0	0
MERCEDES BI	CLASE B	0	0	0	0
TOTAL		30	544	574	5142

574

MARCA	MODELO	FLO	MEN	SUBTOTAL	ACU
TOYOTA	PRIUS	0	24	24	204
TOYOTA	CAMRY	0	8	8	65
HONDA	ACCORD	0	2	2	20
HYUNDAI	IONIQ	0	0	0	17
VW	PASSAT	0	0	0	14
BUICK	ENCORE	0	1	1	13
MAZDA	MAZDA 6	0	0	0	10
NISSAN	ALTIMA	0	0	0	8
KIA	OPTIMA	0	0	0	8
HYUNDAI	SONATA	0	1	1	7
HONDA	INSIGHT	0	2	2	5
KIA	STINGER	0	1	1	3
TOYOTA	SUPRA	0	0	0	1
LINCOLN	MKC	0	0	0	1
CHEVROLET	MALIBU	0	0	0	0
CHRYSLER	CHARGER	0	0	0	0
CHRYSLER	300/200	0	0	0	0
BUICK	ENVISION	0	0	0	0
PEUGOT	508	0	0	0	0
LINCOLN	MKZ	0	0	0	0

MARCA	MODELO	FLO	MEN	SUBTOTAL	ACU
AUDI	A 3 SEDAN/ S3 SEDÁN	0	4	4	52
BMW	SERIE 3	0	1	1	43
BMW	SERIE 1	0	7	7	40
MERCEDES BENZ	Clase C	0	2	2	25
AUDI	A 4	0	4	4	14
AUDI	A5 SPORTBACK/ S5 SPORTBACK	0	3	3	12
BMW	SERIE 5	0	1	1	12
MERCEDES BENZ	Clase CLA	0	1	1	12
BMW	SERIE 2	0	3	3	11
BMW	SERIE 4	0	1	1	10
AUDI	A5 COUPÉ/ S5 COUPÉ	0	0	0	6
AUDI	A7/ S7	0	0	0	5
AUDI	A6 / S6	0	1	1	4
AUDI	R8	0	0	0	3
NISSAN	MAXIMA	0	0	0	2
AUDI	A3/ S3	0	0	0	2
BMW	SERIE 7	0	0	0	2
VOLVO	S 60	0	2	2	2
AUDI	A1/ SPORT BACK	0	1	1	1
AUDI	A8 / A8L / S8	0	0	0	1
BMW	SERIE 6	0	0	0	1
MERCEDES BENZ	Clase E	0	0	0	1
MERCEDES BENZ	E 200	0	0	0	1
AUDI	A3 CABRIO	0	0	0	0
AUDI	RS5	0	0	0	0
AUDI	RS7	0	0	0	0
AUDI	TT	0	0	0	0
CADILLAC	ATS SEDÁN/COUPÉ/ V	0	0	0	0
CADILLAC	CTS / CTS V	0	0	0	0
VOLVO	V 40	0	0	0	0
VOLVO	S 90	0	0	0	0
MERCEDES BENZ	Clase CLS	0	0	0	0
MERCEDES BENZ	E 400	0	0	0	0
MERCEDES BENZ	Clase S	0	0	0	0

TOTAL	0	70	70	638
--------------	----------	-----------	-----------	------------

DEPORTIVOS

MARCA	MODELO	FLO	MEN	SUBTOTAL	ACU
SEAT	LEON	0	6	6	59
MINI	COOPER	0	10	10	45
MINI	COOPER S	0	0	0	26
VW	GOLF GTI	0	5	5	20
MINI	COOPER 5 PUERTAS	0	0	0	20
MAZDA	MX-5	0	1	1	18
MINI	COOPER JCW	0	3	3	17
FORD	MUSTANG	0	2	2	13
MINI	COOPER S 5 PUERTAS	0	0	0	7
BMW	M2	0	0	0	6
MINI	COOPER S CONVERTIBLE	0	1	1	6
BMW	M3	0	0	0	5
NISSAN	370 Z	0	0	0	3
BMW	Z4	0	0	0	3
MINI	COOPER CONVERTIBLE	0	1	1	3
DODGE	CHALLENGER	0	1	1	2
VW	GOLF R	0	1	1	1
MERCEDES BENZ	CLASE SLC	0	0	0	1
CHEVROLET	CAMARO	0	0	0	0
BMW	M4	0	0	0	0
BMW	M5	0	0	0	0
BMW	M6	0	0	0	0
MERCEDES BENZ	CLASE S	0	0	0	0
TOTAL		0	31	31	255

USOS MÚLTIPLES

MARCA	MODELO	FLO	MEN	SUBTOTAL	ACU
TOYOTA	HIACE	0	14	14	156
NISSAN	URVAN CARGA	0	16	16	113
VW	TRANSPORTER CARGA	0	0	0	69
FORD	TRANSIT	4	1	5	55
NISSAN	URVAN PASAJEROS	0	3	3	31
VW	TRANSPORTER PASAJEROS	0	1	1	16
RAM	PROMASTER	0	0	0	9
HYUNDAI	STAREX	0	1	1	8
CHEVROLET	EXPRESS VAN L	0	0	0	1
CHEVROLET	EXPRESS CARGO VAN	0	0	0	0
FORD	TRANSIT PASAJEROS	0	0	0	0

MARCA	MODELO	FLO	MEN	SUBTOTAL	ACU
JEEP	WRANGLER	1	6	7	59
BAIC	BJ20	0	0	0	12
BAIC	BJ40	0	1	1	9
JEEP	GLADIATOR	0	1	1	3
MITSUBISHI	MONTERO SPORT	0	0	0	1

MARCA	MODELO	FLO	MEN	SUBTOTAL	ACU
NISSAN	KICKS	1	26	27	316
TOYOTA	RAV 4	0	10	10	206
HONDA	CR-V	0	8	8	202
KIA	SPORTAGE	0	7	7	201
MAZDA	CX-5	0	21	21	198
CHEVROLET	TRAX	1	23	24	188
VW	TIGUAN	0	17	17	185
HONDA	HR-V	0	19	19	179
NISSAN	X-TRAIL	0	14	14	173
KIA	SOUL	0	13	13	162
MAZDA	CX-3	0	9	9	139
HONDA	BR-V	0	14	14	100
HYUNDAI	CRETA	0	14	14	96
RENAULT	DUSTER	0	4	4	82
HYUNDAI	TUCSON	0	9	9	81
KIA	SORENTO	0	2	2	80
SUZUKI	NUEVA VITARA	0	7	7	78
FORD	ESCAPE	0	3	3	69
BAIC	X-25	0	3	3	63
JEEP	RENEGADE	0	3	3	60
FORD	ECOSPORT	0	2	2	56
SEAT	ARONA	0	3	3	41
DODGE	JOURNEY	0	5	5	38
JEEP	COMPASS	0	3	3	36
BAIC	X-35	0	2	2	35
VW	TCROSS	0	17	17	32
RENAULT	CAPTUR	0	4	4	26
MINI	COOPER S COUNTRYMAN	0	2	2	24
TOYOTA	CHR	0	1	1	21
MITSUBISHI	ECLIPSE CROSS	0	1	1	21
RENAULT	KOLEOS	0	4	4	21
SUZUKI	S-CROSS	0	4	4	21
CHEVROLET	EQUINOX	0	6	6	20
MAZDA	CX-30	0	10	10	19
SEAT	ATECA	0	3	3	19
MITSUBISHI	OUTLANDER	0	1	1	16
VW	TERAMONT	0	2	2	14
CHEVROLET	BLAZER	0	1	1	12
PEUGOT	3008	0	2	2	12
MINI	COOPER S CLUBMAN	0	1	1	11
SEAT	TARRACO	0	0	0	9
JEEP	CHEROKEE	0	0	0	6
PEUGOT	5008	0	0	0	5
BAIC	X-65	0	0	0	5
PEUGOT	2008	0	0	0	2
LAND ROVER	EVOQUE	0	0	0	2
NISSAN	JUKE	0	0	0	0
NISSAN	MURANO	0	0	0	0

USOS MÚLTIPLES

MARCA	MODELO	FLO	MEN	SUBTOTAL	ACU
BMW	X1	0	2	2	67
AUDI	SQ5	0	6	6	62
BMW	X3	0	3	3	59
TOYOTA	HIGHLANDER	0	6	6	50
MERCEDES BENZ	GLC 300	0	1	1	48
KIA	NIRO	0	4	4	41
BMW	X5	0	2	2	36
BMW	X2	0	6	6	35
AUDI	Q2	0	8	8	32
BMW	X4	0	7	7	30
JEEP	GRAND CHEROKEE	1	1	2	24
MAZDA	CX-9	0	0	0	23
AUDI	Q8	0	0	0	21
FORD	EXPLORER	0	0	0	20
BMW	X6	0	1	1	18
CHEVROLET	SUBURBAN SUV	0	0	0	17
GMC	GMC TERRAIN	0	2	2	17
FORD	EDGE	0	0	0	16
MERCEDES BENZ	GLE 43	0	0	0	14
VOLVO	XC 40	0	0	0	12
VOLVO	XC60	0	0	0	12
MERCEDES BENZ	CLASE GLA	0	1	1	12
MERCEDES BENZ	V250	0	3	3	10
CHEVROLET	TRAVERSE SUV	0	0	0	9
MERCEDES BENZ	GLE 400	0	0	0	9
HONDA	PILOT	0	0	0	8
AUDI	Q7	0	0	0	8
FORD	EXPEDITION	0	0	0	7
MERCEDES BENZ	CLASE G	0	0	0	7
HYUNDAI	SANTA FE	0	1	1	7
CADILLAC	XT4	0	0	0	6
DODGE	DURANGO	0	0	0	5
MERCEDES BENZ	GLE 450	0	0	0	5
CHEVROLET	TAHOE	0	0	0	4
GMC	ACADIA	0	0	0	4
VOLVO	XC 90	0	0	0	4
MERCEDES BENZ	GLC 43	0	1	1	4
MITSUBISHI	MONTERO	0	0	0	3
GMC	ACADIA DENALI	0	0	0	3
GMC	YUKON	0	0	0	3
MERCEDES BENZ	GLE 63	0	1	1	3
MERCEDES BENZ	SPRINTER	0	3	3	3
MERCEDES BENZ	CLASE GLE 350	0	0	0	2
LINCOLN	NAVIGATOR	0	0	0	2
LAND ROVER	VELAR	0	0	0	2
TOYOTA	SEQUOIA	0	0	0	1
CADILLAC	XT5	0	0	0	1
BUICK	ENCLAVE	0	0	0	1
CADILLAC	ESCALADE ESV	0	0	0	1
MERCEDES BENZ	CLASE GLS	0	0	0	1
MERCEDES BENZ	GLE 500	0	0	0	1
MERCEDES BENZ	GLC 300 E	0	0	0	1
MERCEDES BENZ	GLC 350 E	0	0	0	1
LAND ROVER	RANGE ROVER	0	0	0	1
LAND ROVER	RANGE ROVER SPORT	0	0	0	1
LAND ROVER	DISCOVERY	0	0	0	1
VW	TOUAREG	0	0	0	0
NISSAN	PATHFINDER	0	0	0	0
NISSAN	ARMADA	0	0	0	0
TOYOTA	LAND CRUISER	0	0	0	0
AUDI	Q3/ RS Q3	0	0	0	0
CADILLAC	ESCALADE SUV	0	0	0	0
MERCEDES BENZ	GLC 250	0	0	0	0
LINCOLN	MKX	0	0	0	0

MARCA	MODELO	FLO	MEN	SUBTOTAL	ACU
TOYOTA	SIENNA	0	9	9	141
KIA	SEDONA	0	0	0	28
HONDA	ODYSSEY	0	2	2	16
DODGE	GRAN CARAVAN	0	1	1	11
CHRYSLER	PACÍFICA	0	1	1	1
TOTAL		8	416	424	4916

424

CAMIONES COMERCIALES

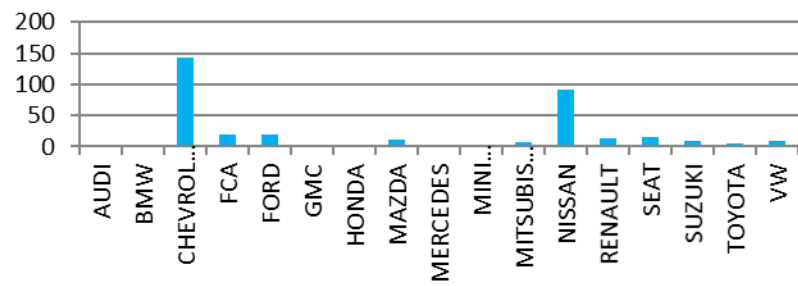
MARCA	MODELO	FLO	MEN	SUBTOTAL	ACUMULADO
TOYOTA	HILUX	0	34	34	291
NISSAN	CHASIS	0	18	18	244
NISSAN	FRONTIER V4	0	19	19	194
VW	SAVEIRO	0	13	13	155
FORD	RANGER	6	7	13	130
NISSAN	PICK UP DC	1	17	18	120
RAM	RAM 700	0	5	5	103
NISSAN	ESTACAS	2	6	8	101
NISSAN	PICK UP L	0	7	7	74
RENAULT	OROCH	0	8	8	70
RAM	PROMASTER RAPID	0	4	4	47
VW	CADDY	0	3	3	46
TOYOTA	TACOMA	0	2	2	36
CHEVROLET	TORNADO PICK UP	0	1	1	29
NISSAN	FRONTIER V6	0	0	0	28
PEUGOT	NUEVA PARTNER MAXI PACK	0	3	3	21
PEUGOT	NUEVA PARTNER MAXI	0	0	0	15
RENAULT	KANGOO	0	1	1	14
PEUGOT	RIFTER ALLURE	0	2	2	14
CHEVROLET	COLORADO	0	0	0	6
FIAT	DUCATO	0	1	1	3
PEUGOT	PARNER	0	0	0	3
PEUGOT	NUEVA PARTNER	0	0	0	3
PEUGOT	TRAVELLER ALLURE	0	0	0	3
PEUGOT	PARNTER MAXI	0	0	0	2
PEUGOT	RIFTER ACTIVE	0	1	1	2
PEUGOT	EXPERT FURGON/CARGA	0	0	0	2
PEUGOT	EXPERT COMBI	0	0	0	1
CHEVROLET	S10	0	0	0	0
PEUGOT	PARTNER TEPEE	0	0	0	0
PEUGOT	PARTNER TEPEE 7 PASAJEROS	0	0	0	0

MARCA	MODELO	FLO	MEN	SUBTOTAL	ACUMULADO
NISSAN	L200	0	27	27	74
FORD	LOBO	0	5	5	30
VW	AMAROK	0	2	2	27
FORD	F-150	0	6	6	17
CHEVROLET	SILVERADO 2500	0	3	3	15
RAM	RAM 1500	0	1	1	15
GMC	SIERRA	0	1	1	8
CHEVROLET	CHEYENE	0	1	1	7
CHEVROLET	SILVERADO 1500	0	0	0	7
RAM	RAM 2500	1	0	1	7
FORD	F-250	0	0	0	3
TOYOTA	TUNDRA	0	0	0	2
RAM	CREW CAB	0	0	0	0
GMC	SIERRA CREW	0	0	0	0

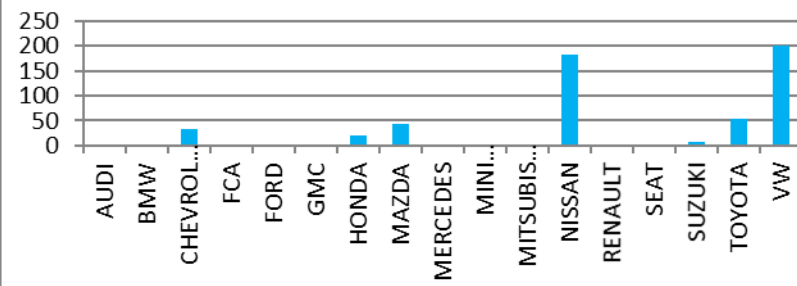
MARCA	MODELO	FLO	MEN	SUBTOTAL	ACUMULADO
NISSAN	NV350 URVAN	0	7	7	86
VW	CRAFTER	0	5	5	37
FORD	F-350	1	6	7	28
RAM	RAM 4000	0	2	2	27
FORD	F-450/550	0	0	0	11
CHEVROLET	SILVERADO 3500	0	0	0	4
PEUGOT	MANANGER HDI	0	1	1	3
NISSAN	CABSTAR	0	0	0	0

TOTAL		11	219	230	2165
--------------	--	-----------	------------	------------	-------------

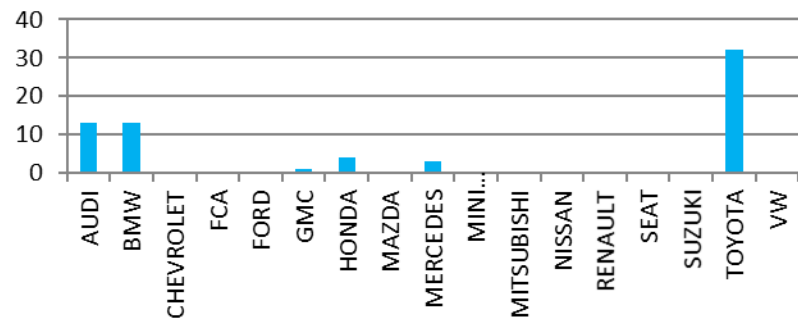
SUB COMPACTOS



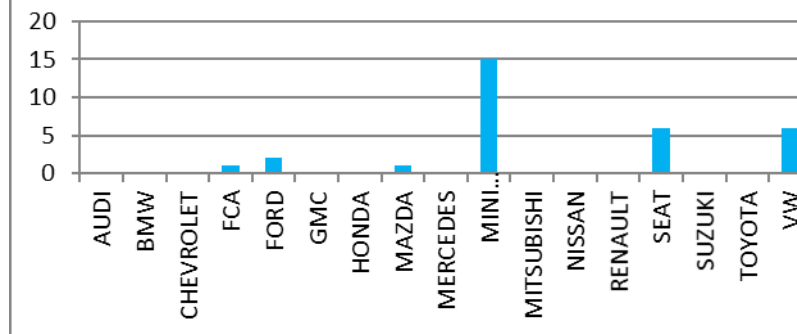
COMPACTOS



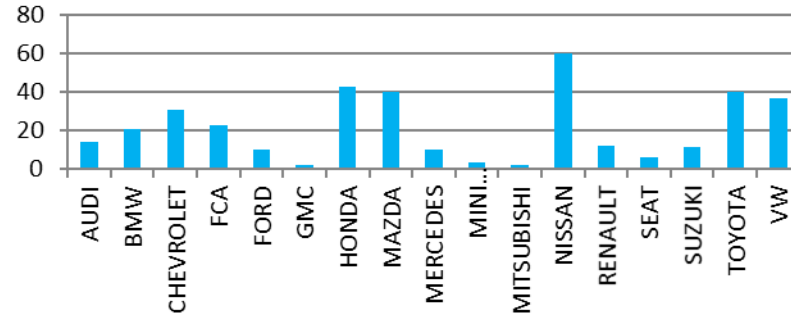
LUJO



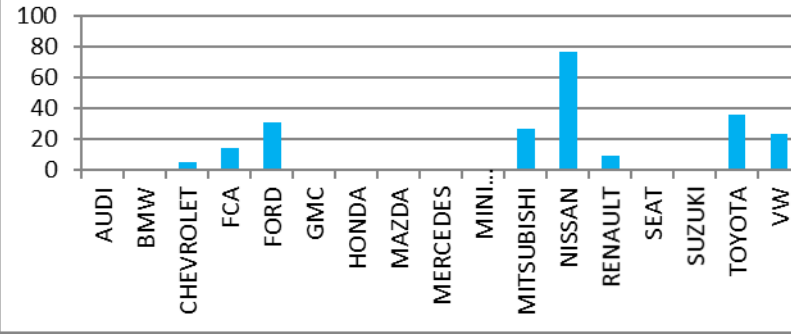
DEPORTIVOS



USOS MÚLTIPLES

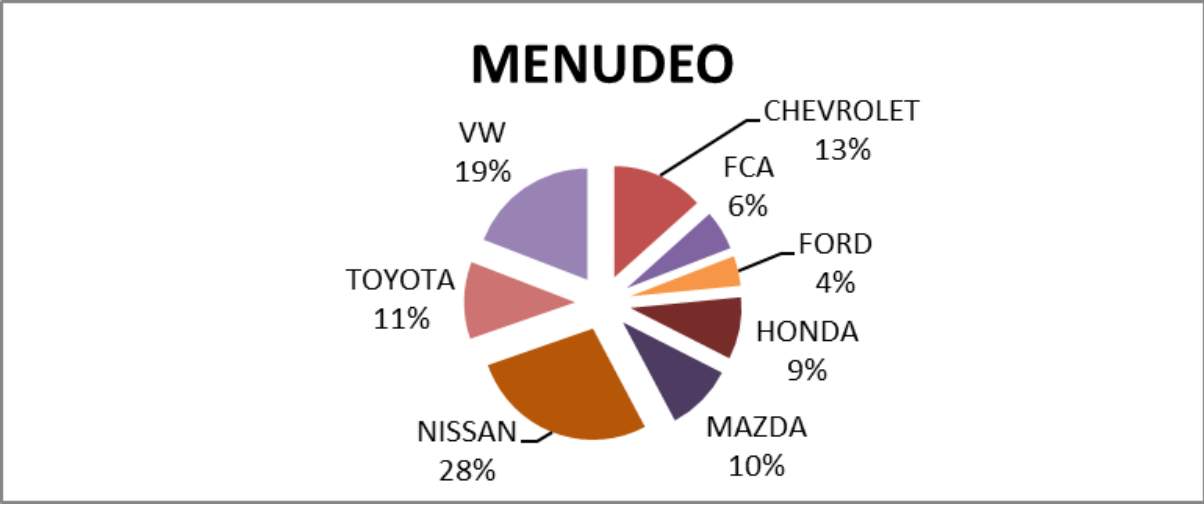
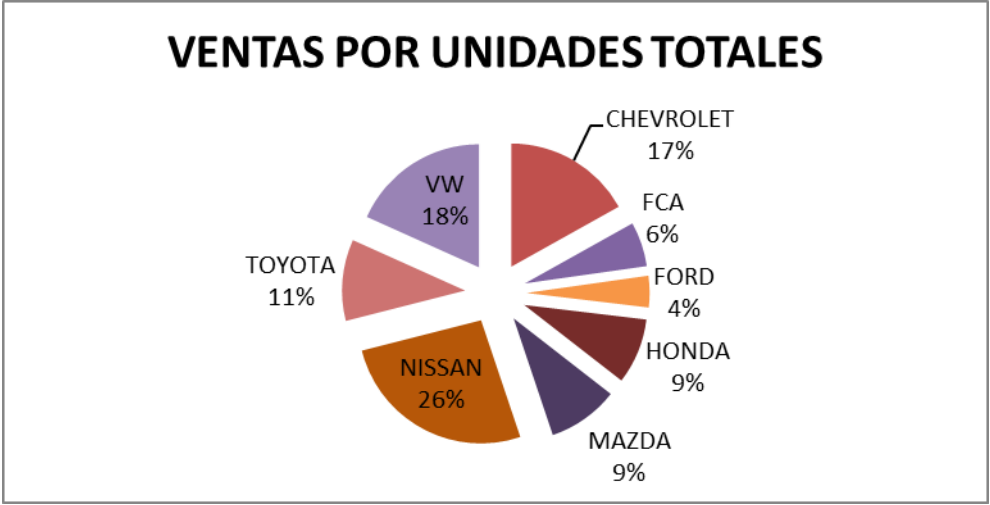
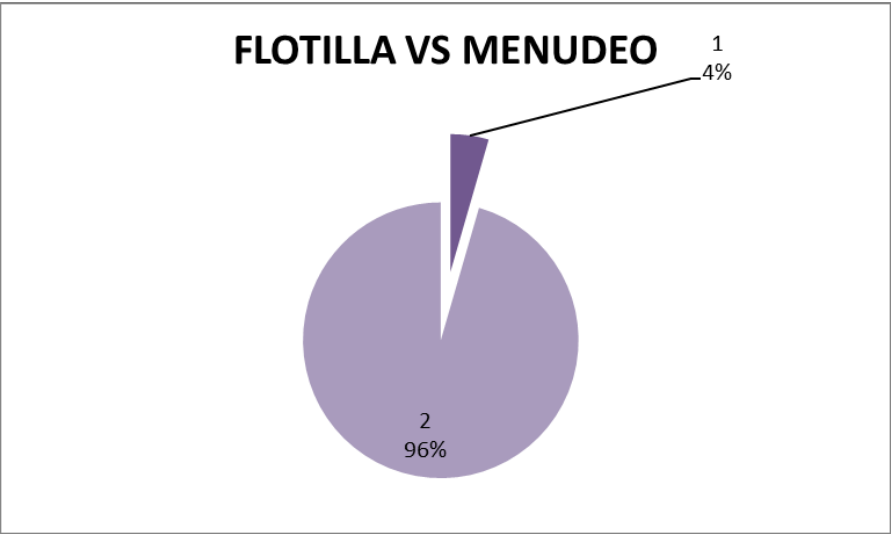


CAM. COMERCIAL



CUAUTLA

MARCAS	FLOTILLA	MENUDEO	VENTAS POR UNIDADES TOTALES	SUB COMPACTOS	COMPACTOS	DE LUJO	DEPORTIVOS	USOS MULTIPLES	CAM. COMERCIAL
NISSAN	0	76	76	11	33	0	0	12	20
VW	0	53	53	4	32	0	1	11	5
CHEVROLET	12	37	49	39	3	0	0	7	0
TOYOTA	0	31	31	1	9	2		19	0
MAZDA	0	27	27	5	11	0	1	10	
HONDA	0	25	25	0	7	1	0	17	0
FCA	1	16	17	6	0	0	0	7	4
FORD	0	12	12	2	0		2	2	6
TOTAL	13	277	290	68	95	3	4	85	35

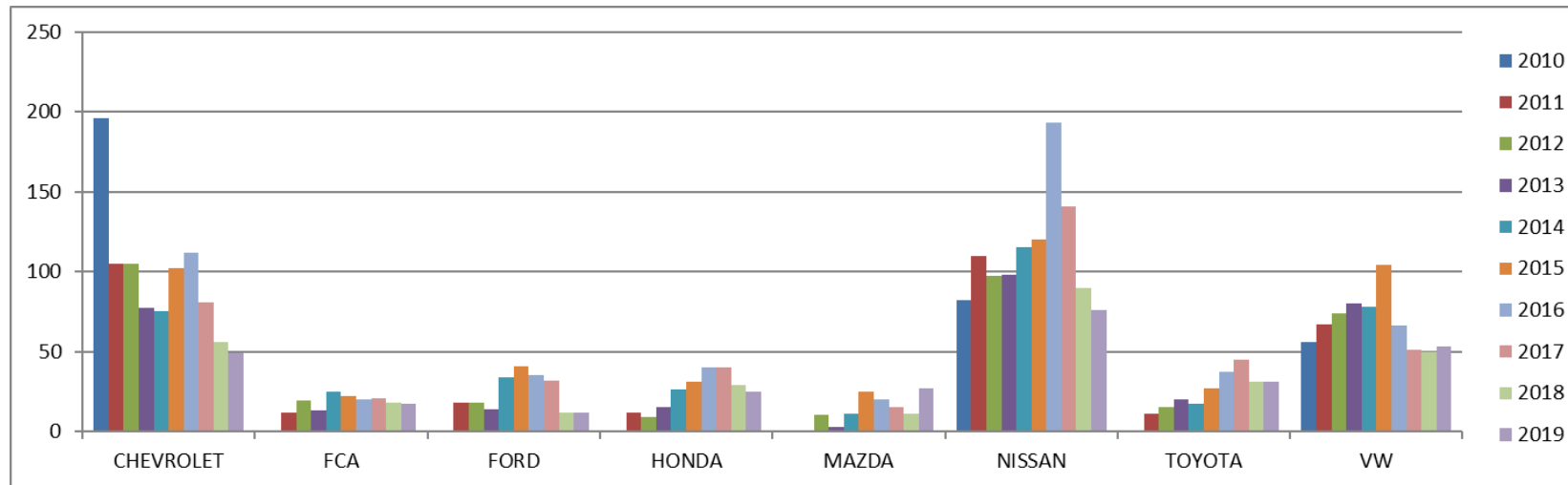


ACUMULADO MENSUAL

MARCAS	ENE	FEB	MAR	ABR	MAY	JUN	JUL	AGO	SEP	OCT	NOV	DIC	TOTAL	%
NISSAN	93	60	86	56	59	64	70	62	50	72	72	76	820	26.62
CHEVROLET	43	52	53	45	83	21	30	33	41	54	73	49	577	18.73
VW	39	39	42	41	29	36	42	43	32	48	50	53	494	16.04
TOYOTA	26	23	30	32	21	29	27	24	19	20	31	31	313	10.16
HONDA	29	20	24	20	26	25	20	28	20	22	26	25	285	9.25
MAZDA	24	11	21	19	19	16	19	19	18	19	22	27	234	7.60
CHRYSLER	22	20	20	17	16	15	23	14	14	11	24	17	213	6.92
FORD	18	14	10	14	15	11	13	8	8	8	13	12	144	4.68
TOTAL	294	239	286	244	268	217	244	231	202	254	311	290	3080	100

DICIEMBRE 2018 VS DICIEMBRE 2019

DICIEMBRE											
MARCAS	2010	2011	2012	2013	2014	2015	2016	2017	2018	2019	% CRECIMIENTO
MAZDA			10	3	11	25	20	15	11	27	145.45
VW	56	67	74	80	78	104	66	51	50	53	6.00
FORD		18	18	14	34	41	35	32	12	12	0.00
TOYOTA		11	15	20	17	27	37	45	31	31	0.00
FCA		12	19	13	25	22	20	21	18	17	-5.56
CHEVROLET	196	105	105	77	75	102	112	81	56	49	-12.50
HONDA		12	9	15	26	31	40	40	29	25	-13.79
NISSAN	82	110	97	98	115	120	193	141	90	76	-15.56
TOTAL	334	335	347	320	381	472	523	426	297	290	-2.36



SUBCOMPACTOS

MARCA	MODELO	FLOTILLA	MENUDEO	SUBTOTAL	ACUMULADO
CHEVROLET	AVEO	9	12	21	302
CHEVROLET	BEAT	2	13	15	144
NISSAN	MARCH	0	11	11	140
VW	GOL	0	4	4	46
DODGE	ATTITUDE	0	4	4	46
MAZDA	MAZDA 2	0	5	5	36
FORD	FIGO	0	2	2	32
CHEVROLET	SPARK	0	3	3	24
FIAT	MOBI	0	0	0	21
TOYOTA	YARIS SEDAN	0	0	0	19
FIAT	UNO	0	1	1	16
FORD	FIESTA	0	0	0	9
TOYOTA	YARIS HATCHBACK	0	1	1	9
FIAT	ADVENTURE	0	0	0	8
FIAT	SPORTIN	0	1	1	2
TOYOTA	YARIS R	0	0	0	2
VW	GOL SEDAN	0	0	0	1
DODGE	VISION	0	0	0	1
CHEVROLET	SONIC	0	0	0	0
VW	CROSSFOX	0	0	0	0
VW	UP	0	0	0	0
FIAT	ABARTH	0	0	0	0
TOTAL		11	57	68	858

COMPACTOS

MARCA	MODELO	FLO	MEN	SUBTOTAL	ACU
NISSAN	VERSA	0	30	30	247
VW	VENTO	0	13	13	166
MAZDA	MAZDA 3	0	11	11	94
VW	JETTA	0	6	6	87
NISSAN	SENTRA	0	3	3	75
VW	POLO	0	8	8	49
TOYOTA	AVANZA	0	2	2	46
HONDA	CIVIC	0	2	2	33
HONDA	CITY	0	3	3	30
TOYOTA	COROLLA	0	7	7	27
HONDA	FIT	0	2	2	25
VW	VIRTUS	0	5	5	23
CHEVROLET	CAVALIER	0	3	3	15
VW	GOLF	0	0	0	9
DODGE	NEON	0	0	0	4
NISSAN	NOTE	0	0	0	1
VW	BEETLE	0	0	0	1
NISSAN	LEAF	0	0	0	0
NISSAN	TIIDA	0	0	0	0
CHEVROLET	CRUZE	0	0	0	0
FIAT	500 L	0	0	0	0
FORD	FOCUS	0	0	0	0
FORD	FUSION	0	0	0	0
TOTAL		0	95	95	932

LUJO

MARCA	MODELO	FLO	MEN	SUBTOTAL	ACU
TOYOTA	PRIUS	0	2	2	21
VW	PASSAT	0	0	0	6
TOYOTA	CAMRY	0	0	0	4
HONDA	ACCORD	0	0	0	4
HONDA	INSIGHT	0	1	1	2
MAZDA	MAZDA 6	0	0	0	2
NISSAN	ALTIMA	0	0	0	1
NISSAN	MAXIMA	0	0	0	0
CHEVROLET	MALIBU	0	0	0	0
CHRYSLER	CHARGER	0	0	0	0
CHRYSLER	300/200	0	0	0	0
TOYOTA	SUPRA	0	0	0	0
TOTAL		0	3	3	40

3

DEPORTIVOS

MARCA	MODELO	FLO	MEN	SUBTOTAL	ACU
MAZDA	MX-5	0	1	1	7
FORD	MUSTANG	0	2	2	5
VW	GOLF GTI	0	0	0	3
VW	GOLF R	0	1	1	1
DODGE	CHALLENGER	0	0	0	1
NISSAN	370 Z	0	0	0	0
CHEVROLET	CAMARO	0	0	0	0
TOTAL		0	4	4	17

4

MARCA	MODELO	FLO	MEN	SUBTOTAL	ACU
TOYOTA	HIACE	0	12	12	60
NISSAN	URVAN CARGA	0	2	2	33
NISSAN	URVAN PASAJEROS	0	2	2	12
VW	TRANSPORTER CARGA	0	0	0	6
RAM	PROMASTER	0	0	0	5
FORD	TRANSIT	0	1	1	4
VW	TRANSPORTER PASAJEROS	0	0	0	3
CHEVROLET	EXPRESS VAN L	0	0	0	1
CHEVROLET	EXPRESS CARGO VAN	0	0	0	0
FORD	TRANSIT PASAJEROS	0	0	0	0

MARCA	MODELO	FLO	MEN	SUBTOTAL	ACU
JEEP	WRANGLER	0	1	1	7
JEEP	GLADIATOR	0	0	0	0

MARCA	MODELO	FLO	MEN	SUBTOTAL	ACU
HONDA	CR-V	0	4	4	78
HONDA	HR-V	0	6	6	63
CHEVROLET	TRAX	1	6	7	58
NISSAN	KICKS	0	4	4	55
HONDA	BR-V	0	7	7	43
MAZDA	CX-5	0	4	4	43
MAZDA	CX-3	0	3	3	37
TOYOTA	RAV 4	0	1	1	35
VW	TIGUAN	0	5	5	33
NISSAN	X-TRAIL	0	4	4	31
FORD	ECOSPORT	0	1	1	20
FORD	ESCAPE	0	0	0	19
JEEP	RENEGADE	0	0	0	14
DODGE	JOURNEY	0	3	3	12
JEEP	COMPASS	0	2	2	11
TOYOTA	CHR	0	1	1	7
VW	T-CROSS	0	5	5	6
MAZDA	CX-30	0	3	3	6
CHEVROLET	EQUINOX	0	0	0	4
VW	TERAMONT	0	1	1	3
CHEVROLET	BLAZER	0	0	0	2
JEEP	CHEROKEE	0	0	0	1
NISSAN	JUKE	0	0	0	0
NISSAN	MURANO	0	0	0	0

MARCA	MODELO	FLO	MEN	SUBTOTAL	ACU
TOYOTA	HIGHLANDER	0	5	5	10
MAZDA	CX-9	0	0	0	9
JEEP	GRAND CHEROKEE	0	0	0	5
FORD	EDGE	0	0	0	5
FORD	EXPLORER	0	0	0	4
HONDA	PILOT	0	0	0	4
CHEVROLET	TRAVERSE SUV	0	0	0	3
DODGE	DURANGO	0	0	0	3
CHEVROLET	SUBURBAN SUV	0	0	0	2
CHEVROLET	TAHOE	0	0	0	2
VW	TOUAREG	0	0	0	0
NISSAN	PATHFINDER	0	0	0	0
NISSAN	ARMADA	0	0	0	0
FORD	EXPEDITION	0	0	0	0
TOYOTA	LAND CRUISER	0	0	0	0
TOYOTA	SEQUOIA	0	0	0	0

MARCA	MODELO	FLO	MEN	SUBTOTAL	ACU
TOYOTA	SIENNA	0	0	0	15
DODGE	GRAN CARAVAN	0	1	1	5
HONDA	ODYSSEY	0	0	0	3
CHRYSLER	PACÍFICA	0	0	0	0
		0			
TOTAL		1	84	85	782

CAMIONES COMERCIALES

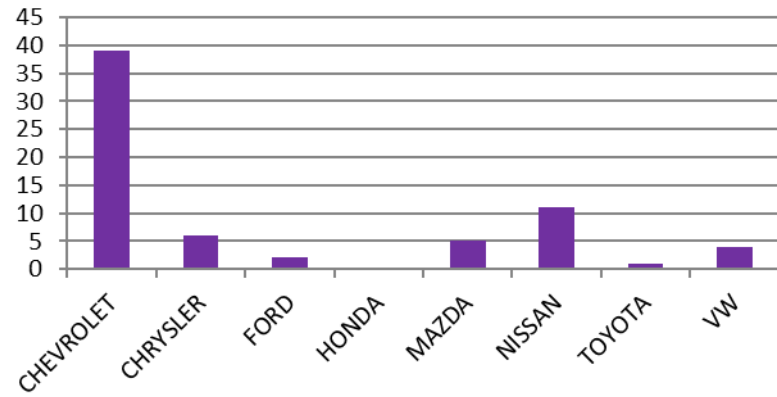
MARCA	MODELO	FLO	MEN	SUBTOTAL	ACU
NISSAN	CHASIS	0	5	5	77
NISSAN	FRONTIER V4	0	3	3	60
TOYOTA	HILUX	0	0	0	51
NISSAN	PICK UP DC	0	10	10	44
VW	SAVEIRO	0	5	5	32
RAM	RAM 700	0	1	1	29
FORD	RANGER	0	2	2	29
NISSAN	ESTACAS	0	1	1	22
NISSAN	PICK UP L	0	1	1	20
RAM	PROMASTER RAPID	0	1	1	14
VW	CADDY	0	0	0	11
CHEVROLET	TORNADO PICK UP	0	0	0	8
TOYOTA	TACOMA	0	0	0	7
NISSAN	FRONTIER V6	0	0	0	2
CHEVROLET	COLORADO	0	0	0	2
CHEVROLET	S10	0	0	0	0
FIAT	DUCATO	0	0	0	0

MARCA	MODELO	FLO	MEN	SUBTOTAL	ACU
FORD	LOBO	0	1	1	9
VW	AMAROK	0	0	0	7
CHEVROLET	SILVERADO 2500	0	0	0	5
RAM	RAM 1500	0	1	1	5
FORD	F-150	0	2	2	5
CHEVROLET	SILVERADO 1500	0	0	0	3
CHEVROLET	CHEYENE	0	0	0	2
RAM	RAM 2500	1	0	1	1
RAM	CREW CAB	0	0	0	0
FORD	F-250	0	0	0	0
TOYOTA	TUNDRA	0	0	0	0

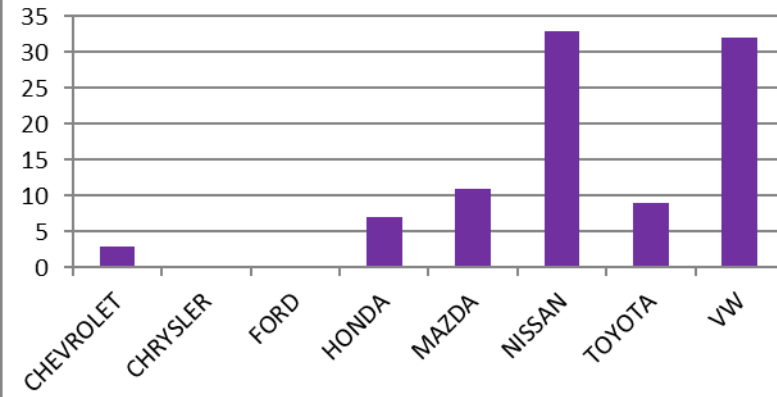
MARCA	MODELO	FLO	MEN	SUBTOTAL	ACU
FORD	F-350	0	1	1	3
RAM	RAM 4000	0	0	0	2
VW	CRAFTER	0	0	0	1
NISSAN	CABSTAR	0	0	0	0
NISSAN	NV350 URVAN	0	0	0	0
CHEVROLET	SILVERADO 3500	0	0	0	0
FORD	F-450/550	0	0	0	0

TOTAL		1	34	35	451
--------------	--	----------	-----------	-----------	------------

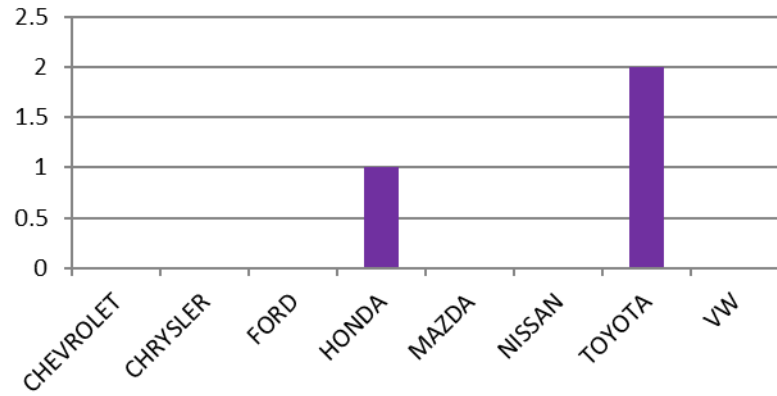
SUB COMPACTOS



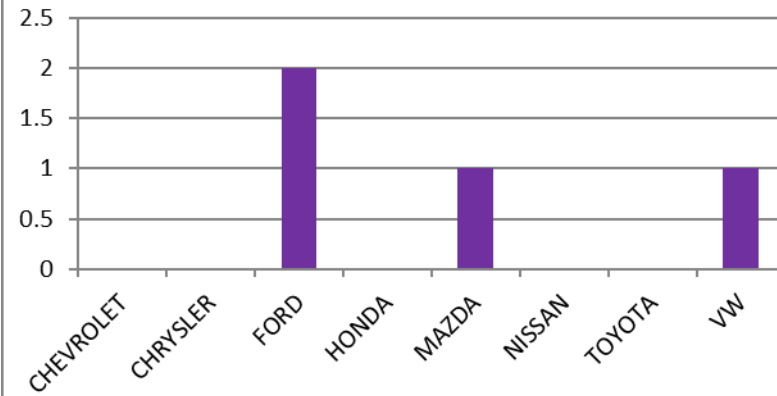
COMPACTOS

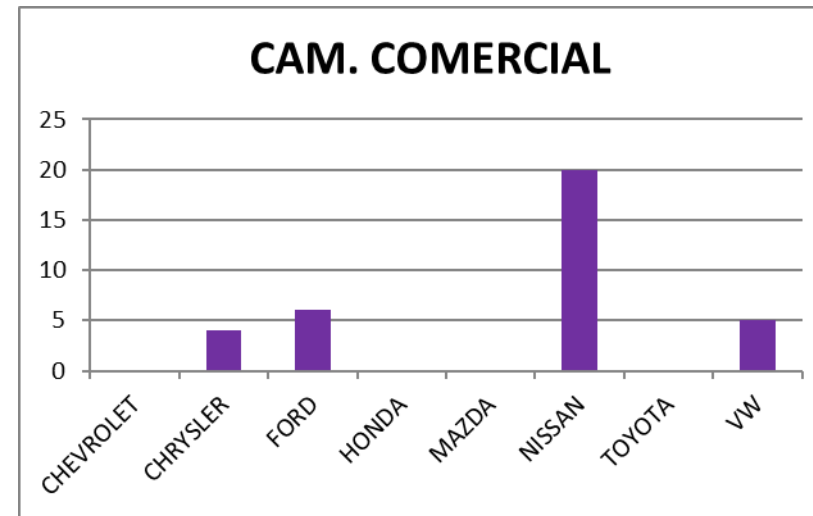
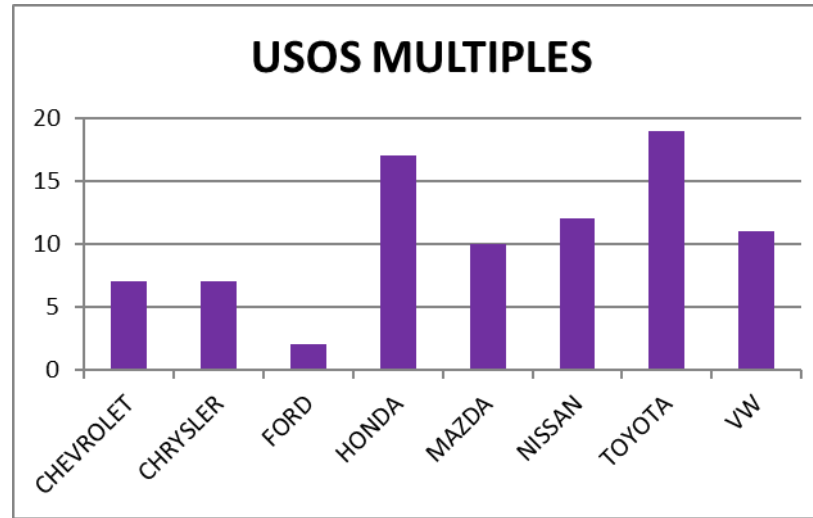


DE LUJO



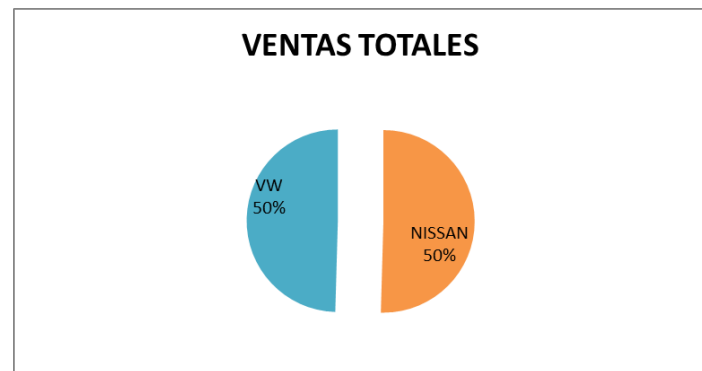
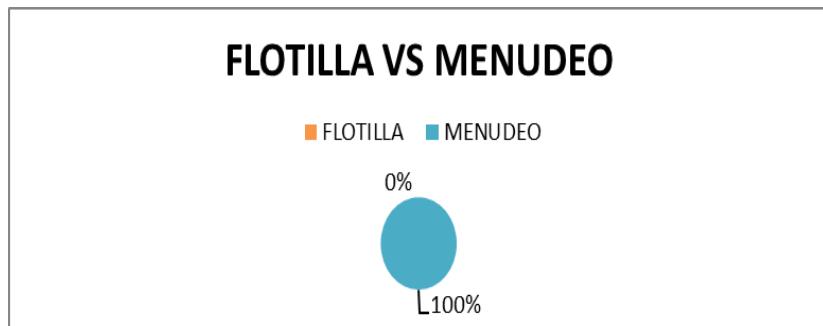
DEPORTIVOS





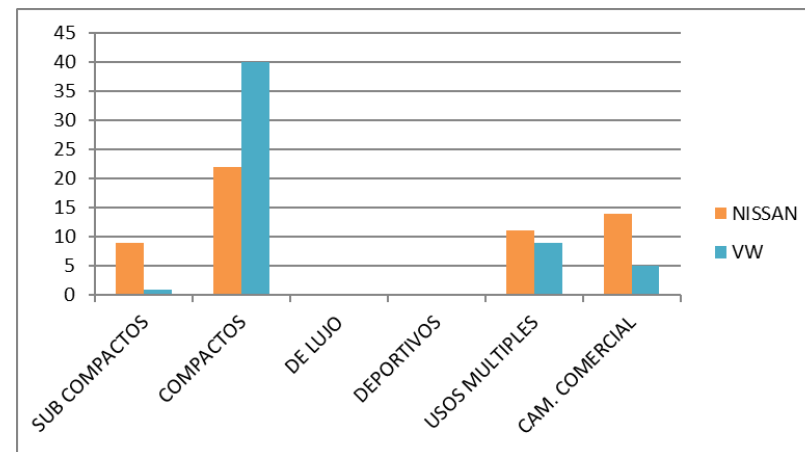
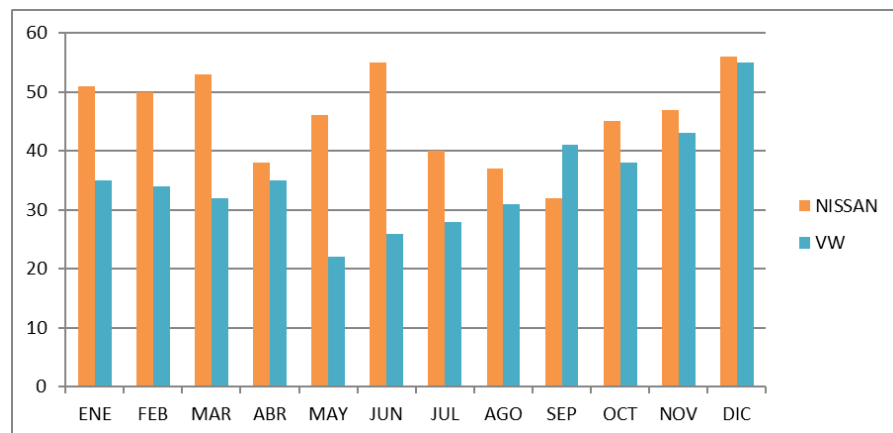
GALEANA

MARCAS	FLOTILLA	MENUDEO	VENTAS POR UNIDADES TOTALES	SUB COMPACTOS	COMPACTOS	DE LUJO	DEPORTIVOS	USOS MULTIPLES	CAM. COMERCIAL
NISSAN	0	56	56	9	22	0	0	11	14
VW	0	55	55	1	40	0	0	9	5
TOTAL	0	111	111	10	62	0	0	20	19



ACUMULADO MENSUAL

MARCAS	ENE	FEB	MAR	ABR	MAY	JUN	JUL	AGO	SEP	OCT	NOV	DIC	TOTAL	%
NISSAN	51	50	53	38	46	55	40	37	32	45	47	56	550	57.51
VW	35	34	32	35	22	26	28	31	41	38	43	55	420	42.49
TOTAL	86	84	85	73	68	81	68	68	73	83	90	111	970	100



SUBCOMPACTOS

MARCA	MODELO	FLO	MEN	SUBTOTAL	ACU
NISSAN	MARCH	0	9	9	98
VW	GOL	0	1	1	25
VW	GOL SEDAN	0	0	0	4
VW	CROSSFOX	0	0	0	0
VW	UP	0	0	0	0
TOTAL		0	10	10	127

10

COMPACTOS

MARCA	MODELO	FLO	MEN	SUBTOTAL	ACU
NISSAN	VERSA	0	20	20	161
VW	VENTO	0	20	20	151
VW	JETTA	0	9	9	101
NISSAN	SENTRA	0	2	2	48
VW	POLO	0	5	5	40
VW	VIRTUS	0	6	6	15
VW	GOLF	0	0	0	7
VW	BEETLE	0	0	0	2
NISSAN	NOTE	0	0	0	1
NISSAN	LEAF	0	0	0	0
NISSAN	TIIDA	0	0	0	0
TOTAL		0	62	62	526

62

LUJO

MARCA	MODELO	FLO	MEN	SUBTOTAL	ACU
VW	PASSAT	0	0	0	2
NISSAN	ALTIMA	0	0	0	1
NISSAN	MAXIMA	0	0	0	1
TOTAL		0	0	0	4

0

DEPORTIVOS

MARCA	MODELO	FLO	MEN	SUBTOTAL	ACU
NISSAN	370 Z	0	0	0	1
VW	GOLF GTI	0	0	0	0
TOTAL		0	0	0	1

0

MARCA	MODELO	FLO	MEN	SUBTOTAL	ACU
NISSAN	URVAN PASAJEROS	0	0	0	9
NISSAN	URVAN CARGA	0	0	0	3
VW	TRANSPORTER CARGA	0	0	0	3
VW	TRANSPORTER PASAJEROS	0	1	1	1

MARCA	MODELO	FLO	MEN	SUBTOTAL	ACU
NISSAN	KICKS	0	5	5	52
NISSA	X-TRAIL	0	6	6	35
VW	TIGUAN	0	4	4	34
VW	T-CROSS	0	4	4	6
NISSAN	JUKE	0	0	0	0
NISSAN	MURANO	0	0	0	0
NISSAN	PATHFINDER	0	0	0	0
NISSAN	ARMADA	0	0	0	0
VW	TERAMONT	0	0	0	0
VW	TOUAREG	0	0	0	0
TOTAL		0	20	20	143

MARCA	MODELO	FLO	MEN	SUBTOTAL	ACU
NISSAN	CHASIS	0	3	3	38
NISSAN	FRONTIER V4	0	3	3	38
VW	SAVEIRO	0	3	3	22
NISSAN	ESTACAS	0	0	0	18
NISSAN	PICK UP L	0	0	0	10
NISSAN	PICK UP DC	0	1	1	6
VW	CADDY	0	2	2	4
NISSAN	FRONTIER V6	0	0	0	0

MARCA	MODELO	FLO	MEN	SUBTOTAL	ACU
VW	AMAROK	0	0	0	3

MARCA	MODELO	FLO	MEN	SUBTOTAL	ACU
NISSAN	NV350 URVAN	0	7	7	30
NISSAN	CABSTAR	0	0	0	0
VW	CRAFTER	0	0	0	0
TOTAL		0	19	19	169