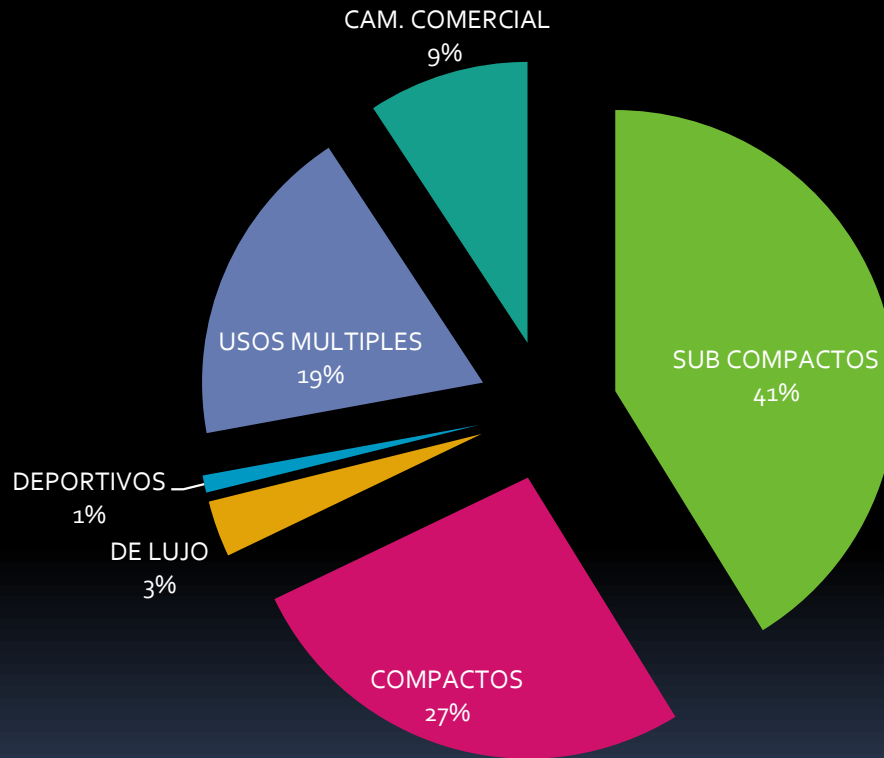


AMDA MORELOS

REPORTE DE VENTAS DICIEMBRE 2016

MARCAS	VENTAS POR UNIDADES TOTALES	SUB COMPACTOS	COMPACTOS	DE LUJO	DEPORTIVOS	USOS MULTIPLES	CAM. COMERCIAL
NISSAN	753	281	258	0	0	100	114
CHEVROLET	709	602	14	3	0	57	33
VW	356	42	268	8	6	7	25
TOYOTA	174	32	51	15		52	24
FORD	168	72	12		2	37	45
HONDA	129		51	7	0	71	0
MAZDA	110	5	54	2	5	44	
KIA	90	16	24	3		47	
CHRYSLER	81	26	8	0	0	29	18
SEAT	54	42	5		7		
HYUNDAI	49	26	7			16	
RENAULT	42	12	3	0		26	1
BMW	35			27		8	
AUDI	33			24		9	
SUZUKI	29	12	7	0		10	
FIAT	27	21				6	0
MITSUBISHI	26		17			5	4
MERCEDES	15	3	0	4	1	7	
BAIC	14	10				4	
MINI COOPER	10		2		8		
PEUGEOT	10	4	0	0	0	0	6
GMC	9			2		6	1
VOLVO	4			0		4	
JAGUAR	0			0	0		
LAND ROVER	0					0	
LINCOLN	0			0		0	0
TOTAL	2927	1206	781	95	29	545	271

SEGMENTOS



	TOTALES		SUBCOMPACTO		COMPACTO		LUJO		DEPORTIVO		USOS MÚLTIPLES		CAMIONES LIGEROS	
	FLOTILLA	MENUDEO	FLOTILLA	MENUDEO	FLOTILLA	MENUDEO	FLOTILLA	MENUDEO	FLOTILLA	MENUDEO	FLOTILLA	MENUDEO	FLOTILLA	MENUDEO
NISSAN	8	745	4	277	4	254	0	0	0	0	0	100	0	114
CHEVROLET	257	452	240	362	0	14	1	2	0	0	10	47	6	27
VW	0	356	0	42	0	268	0	8	0	6	0	7	0	25
TOYOTA	0	174	0	32	0	51	0	15			0	52	0	24
FORD	3	165	0	72	0	12			0	2	0	37	3	42
HONDA	0	129			0	51	0	7	0	0	0	71	0	0
MAZDA	0	110	0	5	0	54	0	2	0	5	0	44		
KIA	0	90			0	24	0	3			0	47		
CHRYSLER	0	81	0	26	0	8	0	0	0	0	0	29	0	18
SEAT	0	54	0	42	0	5			0	7				
HYUNDAI	0	49	0	26	0	7					0	16		
RENAULT	0	42	0	12	0	3	0	0			0	26	0	1
BMW	0	35					0	27			0	8		
AUDI	0	33					0	24			0	9		
SUZUKI	0	29	0	12	0	7	0	0			0	10		
FIAT	0	27	0	21							0	6	0	0
MITSUBISHI	1	25			1	16					0	5	0	4
MERCEDES	0	15	0	3	0	0	0	4	0	1	0	7		
BAIC	0	14	0	10							0	4		
MINI	0	10			0	2			0	8				
PEUGEOT	0	10	0	4	0	0	0	0	0	0	0	0	0	6
GMC	0	9					0	2			0	6	0	1
VOLVO	0	4					0	0			0	4		
JAGUAR	0	0					0	0	0	0				
LAND ROVER	0	0									0	0		
LINCOLN	0	0					0	0			0	0	0	0
TOTAL	269	2658	244	946	5	776	1	94	0	29	10	535	9	262

% VENTAS TOTALES		
MARCA		% DEL TOTAL
NISSAN	753	25.73
CHEVROLET	709	24.22
VW	356	12.16
TOYOTA	174	5.94
FORD	168	5.74
HONDA	129	4.41
MAZDA	110	3.76
KIA	90	3.07
CHRYSLER	81	2.77
SEAT	54	1.84
HYUNDAI	49	1.67
RENAULT	42	1.43
BMW	35	1.20
AUDI	33	1.13
SUZUKI	29	0.99
FIAT	27	0.92
MITSUBISHI	26	0.89
MERCEDES	15	0.51
BAIC	14	0.48
MINI COOPER	10	0.34
PEUGEOT	10	0.34
GMC	9	0.31
VOLVO	4	0.14
JAGUAR	0	0.00
LAND ROVER	0	0.00
LINCOLN	0	0.00
TOTAL	2927	100

% VENTAS MENUDEO		
MARCA		% DEL TOTAL
NISSAN	745	28.03
CHEVROLET	452	17.01
VW	356	13.39
TOYOTA	174	6.55
FORD	165	6.21
HONDA	129	4.85
MAZDA	110	4.14
KIA	90	3.39
CHRYSLER	81	3.05
SEAT	54	2.03
HYUNDAI	49	1.84
RENAULT	42	1.58
BMW	35	1.32
AUDI	33	1.24
SUZUKI	29	1.09
FIAT	27	1.02
MITSUBISHI	25	0.94
MERCEDES	15	0.56
BAIC	14	0.53
MINI COOPER	10	0.38
PEUGEOT	10	0.38
GMC	9	0.34
VOLVO	4	0.15
JAGUAR	0	0.00
LAND ROVER	0	0.00
LINCOLN	0	0.00
TOTAL	2658	100

DICIEMBRE

	2009	2010	2011	2012	2013	2014	2015	2016	%CREC
BAIC								14	-
BMW	9	20	23	23	16	0	0	35	-
JAGUAR					0	0	0	0	-
LAND ROVER					1	0	0	0	-
LINCOLN					0	0	0	0	-
MINI			10	11	14	0	0	10	-
SUZUKI				22	24	27	0	29	-
VOLVO								4	-
KIA							33	90	172.73
CHEVROLET	280	319	259	275	238	262	352	709	101.42
SEAT	22	29	45	42	38	34	37	54	45.95
HONDA	62	60	57	52	65	86	94	129	37.23
MITSUBISHI	75	16	16	15	20	23	20	26	30.00
GMC					11	5	7	9	28.57
RENAULT	20	21	22	24	45	33	33	42	27.27
NISSAN	336	404	497	400	409	483	593	753	26.98
HYUNDAI							40	49	22.50
FIAT					30	17	23	27	17.39
FORD	114	120	113	96	118	130	145	168	15.86
MERCEDES	13	17	16	11	9	20	13	15	15.38
TOYOTA	132	113	109	109	105	120	162	174	7.41
PUEGEOT							10	10	0.00
AUDI	6	17	17	32	40	37	35	33	-5.71
VW	178	256	258	294	486	389	428	356	-16.82
MAZDA	22	52	66	44	64	71	136	110	-19.12
CHRYSLER	157	115	125	279	174	200	126	81	-35.71
TOTALES	1426	1559	1633	1729	1907	1937	2287	2927	27.98

MARCA	ENE	FEB	MAR	ABR	MAY	JUN	JUL	AGO	SEP	OCT	NOV	DIC	ACU	%
NISSAN	497	428	489	520	465	467	535	604	502	540	544	753	6344	26.72
VW	318	439	286	297	283	367	331	370	314	272	440	356	4073	17.15
CHEVROLET	264	252	292	324	312	354	294	269	272	237	419	709	3998	16.84
TOYOTA	117	96	108	113	117	114	120	122	115	125	138	174	1459	6.14
FORD	105	95	95	95	97	109	108	105	117	114	112	168	1320	5.56
CHRYSLER	119	105	75	65	59	67	57	70	74	73	98	81	943	3.97
MAZDA	128	59	74	73	54	64	64	76	66	79	89	110	936	3.94
HONDA	101	61	60	58	65	76	65	79	83	68	90	129	935	3.94
KIA	42	41	45	51	69	92	86	78	60	70	77	90	801	3.37
HYUNDAI	31	35	37	42	30	45	46	46	42	45	53	49	501	2.11
SEAT	42	31	28	44	31	24	42	37	31	35	57	54	456	1.92
RENAULT	27	32	32	39	32	34	22	24	25	36	37	42	382	1.61
AUDI	25	33	34	31	32	34	36	32	24	30	30	33	374	1.58
MITSUBISHI	16	14	7	20	22	14	15	20	17	13	19	26	203	0.85
FIAT	22	18	9	13	7	16	16	21	14	14	15	27	192	0.81
MERCEDES	12	13	10	9	18	19	13	18	21	15	21	15	184	0.77
SUZUKI	0	0	0	0	6	21	15	16	11	18	23	29	139	0.59
PEUGEOT	7	8	8	6	10	12	10	14	15	9	12	10	121	0.51
BMW	0	0	0	0	0	0	0	12	22	24	24	35	117	0.49
GMC	5	12	4	11	7	7	6	10	9	8	12	9	100	0.42
MINI	0	0	0	0	0	0	0	10	15	12	13	10	60	0.25
BAIC						1	6	8	10	8	10	14	57	0.24
VOLVO					3	5	4	18	5	5	5	4	49	0.21
JAGUAR	0	0	0	0	0	0	0	0	0	0	0	0	0	0.00
LAND ROVER	0	0	0	0	0	0	0	0	0	0	0	0	0	0.00
LINCOLN	0	0	0	0	0	0	0	0	0	0	0	0	0	0.00
TOTALES	1,878	1,772	1,693	1,811	1,719	1,942	1,891	2,059	1,864	1,850	2,338	2,927	23,744	100.00

DICIEMBRE

	2009	2010	2011	2012	2013	2014	2015	2016	%CREC
AUDI	111	121	190	255	307	341	353	374	5.95
BAIC								57	-
BMW		130	252	231	189	89	0	117	-
CHEVROLET	2111	2741	3025	3174	2825	2991	3142	3998	27.24
CHRYSLER	1167	1152	1179	1728	1427	1601	1613	943	-41.54
FIAT					151	247	212	192	-9.43
FORD	1137	1151	1059	870	972	996	1239	1320	6.54
GMC					57	92	92	100	8.70
HONDA	432	424	384	572	601	666	777	935	20.33
HYUNDAI							71	501	605.63
KIA							64	801	1151.56
JAGUAR					1		0	0	-
LAND ROVER					13	7	1	0	-100.00
LINCON					1	1	4	0	-100.00
MAZDA	38	438	617	518	603	692	894	936	4.70
MERCEDES	126	133	183	160	201	146	36	184	411.11
MINI			44	124	109	41	0	60	-
MITSUBISHI	351	327	172	148	213	254	213	203	-4.69
NISSAN	2800	3189	3915	3978	3889	3924	5013	6344	26.55
PEUGEOT	251	54					41	121	195.12
RENAULT	223	228	248	275	269	349	340	382	12.35
SEAT	349	263	363	356	368	369	417	456	9.35
SUZUKI				194	223	245	83	139	67.47
TOYOTA	988	895	812	846	961	803	1267	1459	15.15
VOLVO								49	-
VW	2078	2262	2521	2727	3366	3547	3677	4073	10.77
TOTALES	12162	13508	14964	16156	16746	17401	19549	23744	21.46

AGENCIA	MARCA	ENE	FEB	MAR	ABR	MAY	JUN	JUL	AGO	SEP	OCT	NOV	DIC	TOTAL
AUTO CAM	CHEVROLET	138	140	162	214	196	236	216	194	169	160	297	597	2719
GPO AUTOMOTRIZ IRAGORRI MATRIZ AGRICOLA	NISSAN	179	154	175	180	172	152	175	199	172	198	189	240	2185
GPO AUTOMOTRIZ IRAGORRI SUC NAGOYA	NISSAN	162	137	153	181	150	147	205	218	160	164	184	232	2093
GPO AUTOMOTRIZ IRAGORRI SUC CUAUTLA	NISSAN	108	104	114	126	98	118	105	129	116	128	132	193	1471
CRESTA CUERNAVACA	VW	114	197	105	96	90	126	115	143	104	90	151	126	1457
CUAUTLA AUTOMOTRIZ	CHEVROLET	126	112	130	110	116	118	78	75	103	77	122	112	1279
TOY MOTORS	TOYOTA	92	84	96	89	97	98	104	106	98	100	110	137	1211
AUTOMOTORES DE MORELOS	VW	89	109	73	98	89	120	86	110	101	79	134	103	1191
MOTORES DE MORELOS	FORD	86	74	72	69	73	89	81	72	91	86	90	133	1016
KIA PRIMAVERA	KIA	42	41	45	51	69	92	86	78	60	70	77	90	801
CRESTA CUAUTLA	VW	68	75	60	46	65	69	73	63	56	70	87	66	798
PICACHO AUTOMOTRIZ	MAZDA	107	50	57	58	47	51	53	61	48	58	68	90	748
CRESTA MORELOS	VW	47	58	48	57	39	52	57	54	53	33	68	61	627
AUTO CIRC	HONDA	64	37	40	40	43	50	41	56	57	47	59	89	623
GPO AUTOMOTRIZ IRAGORRI SUC KWANTO	NISSAN	48	33	47	33	45	50	50	58	54	50	39	88	595
VEHICULOS KOR	HYUNDAI	31	35	37	42	30	45	46	46	42	45	53	49	501
CUERNAVACA AUTOMOTRIZ	CHRYSLER	63	64	41	35	30	30	24	29	34	33	47	30	460
AUTOMOTRIZ CATALANA	SEAT	42	31	28	44	31	24	42	37	31	35	57	54	456
FRANCO MOTORS	RENAULT	27	32	32	39	32	34	22	24	25	36	37	42	382
AVITTRO SAPI	AUDI	25	33	34	31	32	34	36	32	24	30	30	33	374
AUTO CIRC SUC CUAUTLA	HONDA	37	24	20	18	22	26	24	23	26	21	31	40	312
MOTORES DE MORELOS SUC. CUAUTLA	FORD	19	21	23	26	24	20	27	33	26	28	22	35	304
CHRYSLER PALMAS	CHRYSLER	40	26	20	18	22	23	21	26	28	22	23	31	300
TOY MOTORS SUC CUAUTLA	TOYOTA	25	12	12	24	20	16	16	16	17	25	28	37	248
OBAMA	MITSUBISHI	16	14	7	20	22	14	15	20	17	13	19	26	203
FIAT CUERNAVACA	FIAT	22	18	9	13	7	16	16	21	14	14	15	27	192
PICACHO AUTOMOTRIZ SUC CUAUTLA	MAZDA	21	9	17	15	7	13	11	15	18	21	21	20	188
CEVER CUERNAVACA	MERCEDES	12	13	10	9	18	19	13	18	21	15	21	15	184
CUERNAVACA AUTOMOTRIZ SUC. CUAUTLA	CHRYSLER	16	15	14	12	7	14	12	15	12	18	28	20	183
ALDEN MORELOS	SUZUKI					6	21	15	16	11	18	23	29	139
PEUGEOT CUERNAVACA	PEUGEOT	7	8	8	6	10	12	10	14	15	9	12	10	121
MASTER MOTORS	BMW								12	22	24	24	35	117
MOTORES ATLIXCAYOTL	GMC	5	12	4	11	7	7	6	10	9	8	12	9	100
MASTER MOTORS	MINI COOPER								10	15	12	13	10	60
BAIC	BAIC						1	6	8	10	8	10	14	57
AUTOS SUECOS DE LUJO	VOLVO					3	5	4	18	5	5	5	4	49
LAND ROVER/ LINCON	LAND ROVER													0
TOTAL		1878	1772	1693	1811	1719	1942	1891	2059	1864	1850	2338	2927	23744

SUBCOMPACTO

TIPO B

MARCA	MODELO	FLOTILLA	MENUDEO	TOTAL	ACUMULADO
NISSAN	TSURU	3	174	177	1833
CHEVROLET	AVEO	236	170	406	1536
CHEVROLET	SPARK	3	122	125	976
NISSAN	MARCH	1	103	104	802
CHEVROLET	SONIC	1	70	71	518
VW	GOL	0	14	14	372
FORD	FIGO	0	55	55	338
SEAT	IBIZA 4 PTAS	0	39	39	301
FORD	FIESTA	0	17	17	245
CHRYSLER	ATTITUDE	0	24	24	202
KIA	RIO	0	16	16	177
VW	GOL SEDAN	0	2	2	143
TOYOTA	YARIS SEDAN	0	13	13	138
VW	UP	0	26	26	118
HYUNDAI	GRAN I10	0	18	18	102
FIAT	UNO	0	10	10	89
HYUNDAI	GRAN I10 SEDAN	0	8	8	89
TOYOTA	YARIS R	0	11	11	81
MAZDA	MAZDA 2	0	5	5	68
RENAULT	STEP AWAY	0	2	2	61
SUZUKI	SWIFT	0	12	12	57
TOYOTA	YARIS HATCHBACK	0	8	8	55
FIAT	FIAT 500	0	7	7	52
RENAULT	SANDERO	0	10	10	51
SEAT	IBIZA 3 PTAS	0	3	3	40
CHRYSLER	VISION	0	2	2	37
PEUGEOT	301	0	4	4	33
VW	CROSSFOX	0	0	0	33
BAIC	D-20 SEDAN	0	8	8	29
PEUGEOT	208	0	0	0	23
MERCEDES	SMART	0	3	3	16
BAIC	D-20 HACHBACK	0	2	2	15
FIAT	PALIO ESSENCE	0	0	0	12
FIAT	MOBI	0	4	4	4
RENAULT	CLIO	0	0	0	4
FIAT	500X	0	0	0	3
CHEVROLET	MATIZ	0	0	0	0
TOTAL		244	962	1206	8653

COMPACTO					
TIPO A					
MARCA	MODELO	FLOTILLA	MENUDEO	TOTAL	ACUMULADO
VW	JETTA	0	153	153	1188
VW	VENTO	0	87	87	1179
NISSAN	SENTRA	0	86	86	638
MAZDA	MAZDA 3	0	54	54	429
VW	POLO	0	11	11	322
TOYOTA	AVANZA	0	30	30	215
VW	GOLF	0	13	13	184
TOYOTA	COROLLA	0	21	21	170
KIA	FORTE	0	24	24	167
HONDA	FIT	0	12	12	165
HONDA	CITY	0	12	12	126
HONDA	CIVIC	0	27	27	116
HYUNDAI	ELANTRA	0	6	6	76
MITSUBISHI	MIRAGE	1	16	17	74
VW	BEETLE	0	4	4	73
FORD	FOCUS SEDAN	0	9	9	68
SEAT	TOLEDO	0	5	5	67
HYUNDAI	SONATA	0	1	1	23
SUZUKI	SX4 CROSS	0	7	7	21
RENAULT	FLUENCE	0	1	1	19
MERCEDEZ	CLASE A	0	0	0	13
PEUGEOT	308	0	0	0	12
MITSUBISHI	LANCER	0	0	0	9
SUZUKI	CIAZ	0	0	0	8
MITSUBISHI	ASX	0	0	0	5
PEUGEOT	308 GT	0	0	0	2
FORD	FOCUS ST	0	0	0	0
MERCEDEZ	CLASE B	0	0	0	0
PEUGEOT	308 CC	0	0	0	0
RENAULT	SCALA	0	0	0	0
VW	CLASICO	0	0	0	0
TIPO B					
NISSAN	VERSA	3	143	146	1030
NISSAN	TIIDA	1	24	25	397
CHEVROLET	CRUZE 4 PTAS.	0	14	14	62
RENAULT	LOGAN	0	2	2	52
CHRYSLER	NEON	0	8	8	28
NISSAN	NOTE	0	1	1	28
FORD	FUSION	0	3	3	18
MINI	COOPER	0	0	0	15
MINI	COOPER 5 PUERTAS	0	2	2	11
CHRYSLER	200	0	0	0	4
CHRYSLER	DART	0	0	0	4
NISSAN	LEAF	0	0	0	1
TOTAL		5	776	781	7019

LUJO					
LUJO B					
MARCA	MODELO	FLOTILLA	MENUDEO	TOTAL	ACUMULADO
VW	PASSAT	0	6	6	96
TOYOTA	PRIUS	0	13	13	84
MERCEDES	Clase C	0	1	1	41
TOYOTA	CAMRY	0	2	2	39
MERCEDES	Clase CLA	0	2	2	31
GMC	ENORE	0	2	2	22
NISSAN	ALTIMA	0	0	0	22
VW	CC	0	2	2	9
GMC	ENVISION	0	0	0	7
GMC	VERANO	0	0	0	5
MERCEDES	E 200	0	0	0	4
CHRYSLER	CHARGER	0	0	0	2
MERCEDES	Clase CLS	0	1	1	2
MERCEDES	Clase E	0	0	0	2
PEUGEOT	508	0	0	0	2
MERCEDES	Clase S	0	0	0	1
CHRYSLER	300	0	0	0	0
GMC	REGAL	0	0	0	0
MERCEDES	Clase CL	0	0	0	0
MERCEDES	E 180	0	0	0	0
MERCEDES	E 250	0	0	0	0
LINCOLN	MKZ	0	0	0	0
LINCOLN	MKC	0	0	0	0
RENAULT	SAFRANE	0	0	0	0

LUJO C					
AUDI	A 4	0	5	5	73
AUDI	A 3 SEDAN	0	9	9	72
AUDI	A1	0	0	0	47
MAZDA	MAZDA 6	0	2	2	38
HONDA	ACCORD	0	7	7	32
KIA	OPTIMA	0	3	3	27
CHEVROLET	MALIBU	1	2	3	23
AUDI	A 3	0	3	3	22
BMW	320IA	0	6	6	19
AUDI	S3	0	2	2	9
BMW	220	0	6	6	9
BMW	330IA	0	5	5	8
AUDI	A 5	0	0	0	7
AUDI	TT	0	0	0	7
AUDI	A 7	0	0	0	6
BMW	528IA TOP	0	4	4	6
AUDI	R8	0	2	2	5
BMW	120i 3p y 5 ptas	0	1	1	5
BMW	430I	0	0	0	5
NISSAN	MAXIMA	0	0	0	5
VOLVO	S 60	0	0	0	5
AUDI	A 6	0	1	1	3
BMW	420IA	0	1	1	3
BMW	440IA	0	2	2	3
BMW	Z4	0	1	1	3
VOLVO	V 40	0	0	0	3
AUDI	S3 SEDAN	0	1	1	2
BMW	M2	0	1	1	2
GMC	ATS	0	0	0	2
VOLVO	V 60	0	0	0	2
AUDI	A 8	0	0	0	1
AUDI	A3 CABRIO	0	1	1	1
AUDI	RS7	0	0	0	1
BMW	435I	0	0	0	1
BMW	M235IA	0	0	0	1
BMW	M240IA	0	0	0	1
BMW	M3	0	0	0	1
BMW	SERIE 7	0	0	0	1
VOLVO	S 90	0	0	0	1
AUDI	RS5	0	0	0	0
BMW	118IA 5ptas	0	0	0	0
BMW	125i COUPE	0	0	0	0
BMW	135i COUPE	0	0	0	0
BMW	325i	0	0	0	0
BMW	328i	0	0	0	0
BMW	335i	0	0	0	0
BMW	530IA TOP	0	0	0	0
BMW	550i	0	0	0	0
BMW	535Ia	0	0	0	0
BMW	SERIE 5 GT	0	0	0	0
BMW	M135IA	0	0	0	0
BMW	M1	0	0	0	0
BMW	M5	0	0	0	0
BMW	M6	0	0	0	0
BMW	HYBRID	0	0	0	0
BMW	SERIE 6	0	0	0	0
GMC	CTS COUPE	0	0	0	0
GMC	CTS SPORT SEDAN	0	0	0	0
GMC	CTS V COUPE	0	0	0	0
GMC	CTS V SEDAN	0	0	0	0
GMC	LACROSSE	0	0	0	0
JAGUAR	XF	0	0	0	0
JAGUAR	XJ	0	0	0	0
LINCOLN	MKS	0	0	0	0
SUZUKI	KIZASHI	0	0	0	0
TOTAL		1	94	95	831

DEPORTIVO					
MARCA	MODELO	FLOTILLA	MENUDEO	TOTAL	ACUMULADO
SEAT	LEON	0	7	7	48
VW	GOLF Gti	0	6	6	27
MAZDA	MX-5	0	5	5	23
FORD	MUSTANG	0	2	2	18
MINI	COOPER S	0	6	6	17
CHEVROLET	CAMARO	0	0	0	13
CHRYSLER	CHALLENGER	0	0	0	8
MINI	COOPER S CONVERTIBLE	0	0	0	7
MINI	COOPER S CLUBMAN	0	1	1	5
MINI	COOPERS SEVEN	0	1	1	3
MERCEDES	Clase SLC	0	1	1	1
MERCEDES	Clase SLS	0	0	0	1
MINI	COOPER S COUNTRYMAN	0	0	0	1
MINI	COOPER JCW	0	0	0	1
NISSAN	370 Z	0	0	0	1
HONDA	CRZ	0	0	0	0
JAGUAR	XK	0	0	0	0
MERCEDES	Clase S	0	0	0	0
PEUGEOT	RCZ	0	0	0	0
TOTAL		0	29	29	174

USOS MULTIPLES

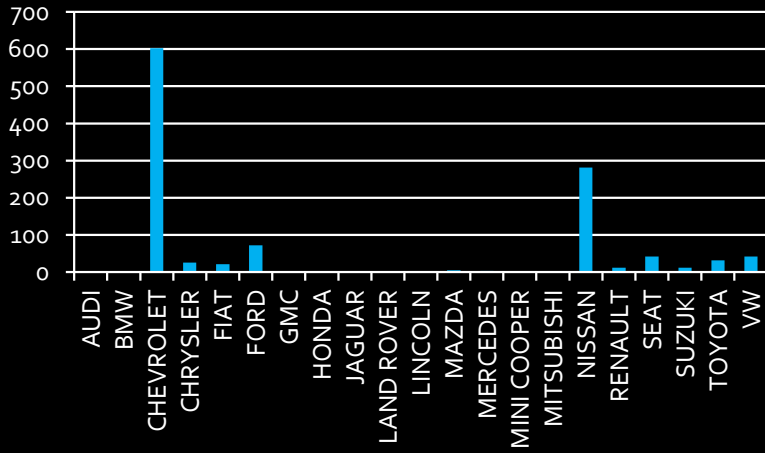
TIPO A					
MARCA	MODELO	FLOTILLA	MENUDEO	TOTAL	ACUMULADO
TOYOTA	HIACE	0	24	24	192
NISSAN	URVAN CARGA	0	19	19	138
VW	TRANSPORTER CARGA	0	3	3	31
NISSAN	URBAN PASAJEROS	0	5	5	25
FORD	TRANSIT	0	0	0	19
CHRYSLER	PROMASTER	0	0	0	7
VW	TRANSPORTER PASAJEROS	0	1	1	7
CHEVROLET	EXPRESS VAN L	0	1	1	1
CHEVROLET	EXPRESS CARGO VAN	0	0	0	0
FORD	TRANSIT PASAJEROS	0	0	0	0
RENAULT	TRAFIC VU L2H2	0	0	0	0
TIPO B					
CHRYSLER	WRANGLER	0	3	3	46
MITSUBISHI	MONTERO SPORT	0	0	0	0
TIPO C					
NISSAN	X-TRAIL	0	35	35	334
KIA	SPORTAGE	0	25	25	256
HONDA	HR_V	0	31	31	222
HONDA	CR-V	0	38	38	215
RENAULT	DUSTER	0	24	24	171
HYUNDAI	TUCSON	0	10	10	157
FORD	ESCAPE	0	19	19	130
KIA	SORENTO	0	13	13	108
FORD	ECOSPORT	0	8	8	92
NISSAN	KICKS	0	39	39	81
VW	TIGUAN	0	3	3	78
KIA	SOUL	0	9	9	66
CHRYSLER	PATRIOT	0	4	4	59
FORD	EXPLORER	0	3	3	53
CHRYSLER	GRAND CHEROKEE	0	7	7	51
MITSUBISHI	OUTLANDER	0	5	5	51
SUZUKI	NUEVA VITARA	0	9	9	39
TOYOTA	HIGHLANDER	0	3	3	38
CHRYSLER	COMPASS	0	1	1	34
CHRYSLER	CHEROKEE	0	1	1	34
FIAT	PALIO ADVENTURE	0	6	6	28
HONDA	PILOT	0	1	1	24
NISSAN	PATHFINDER	0	1	1	23
NISSAN	JUKE	0	1	1	18
BAIC	X-25	0	4	4	13
HYUNDAI	SANTA FE	0	3	3	12
RENAULT	KOLEOS	0	2	2	11
SUZUKI	GRAND VITARA 4X4	0	0	0	9
CHRYSLER	DURANGO	0	1	1	8
GMC	ACADIA DENALI	0	1	1	8
MITSUBISHI	MONTERO	0	0	0	6
PEUGEOT	3008	0	0	0	6
SUZUKI	GRAND VITARA	0	1	1	5
PEUGEOT	2008	0	0	0	4
GMC	ACADIA	0	0	0	2
CHEVROLET	CAPTIVA SPORT	0	0	0	1
HYUNDAI	IX35	0	0	0	1
LAND ROVER	EVOQUE	0	0	0	0
NISSAN	ARMADA	0	0	0	0

		TIPO D			
CHEVROLET	TRAX	0	27	27	385
MAZDA	CX-5	0	19	19	211
CHEVROLET	EQUINOX	5	15	20	146
TOYOTA	RAV 4	0	17	17	140
MAZDA	CX-3	0	20	20	136
CHRYSLER	JOURNEY	0	11	11	116
CHEVROLET	SUBURBAN SUV	3	2	5	58
AUDI	Q3	0	5	5	56
HYUNDAI	CRETA	0	3	3	41
MAZDA	CX-9	0	5	5	31
AUDI	Q5	0	2	2	28
FORD	EDGE	0	5	5	27
GMC	GMC TERRAIN	0	3	3	27
VOLVO	XC 90	0	3	3	23
AUDI	Q7	0	2	2	22
BMW	X1	0	3	3	20
MERCEDES	Clase GLA200	0	2	2	16
CHEVROLET	TAHOE	2	2	4	12
CHEVROLET	TRAVERSE SUV	0	0	0	12
BMW	X5	0	2	2	12
MERCEDES	Clase ML	0	0	0	12
MERCEDES	GLE 400	0	0	0	11
VOLVO	XC60	0	1	1	11
MERCEDES	GLC 300	0	2	2	10
BMW	X4	0	0	0	8
MERCEDES	Clase GLK	0	0	0	8
GMC	SRX	0	0	0	7
MERCEDES	GLE 450	0	0	0	7
GMC	XT5	0	2	2	5
GMC	ENCLAVE	0	0	0	5
BMW	X3	0	2	2	5
MERCEDES	GLE 350	0	2	2	5
VW	TOUAREG	0	0	0	4
BMW	X6	0	1	1	4
GMC	YUKON	0	0	0	3
VOLVO	V40 CROSS COUNTRY	0	0	0	3
TOYOTA	SEQUOIA	0	0	0	1
MERCEDES	Clase G	0	0	0	1
MERCEDES	Clase GL	0	0	0	1
MERCEDES	GLE43	0	1	1	1
VOLVO	S60 CROSS COUNTRY	0	0	0	1
TOYOTA	LAND CRUISER	0	0	0	0
LINCOLN	MKX	0	0	0	0
LAND ROVER	DISCOVERY	0	0	0	0
LAND ROVER	DEFENDER	0	0	0	0
LAND ROVER	LR2	0	0	0	0
LAND ROVER	LR4	0	0	0	0
LAND ROVER	RANGE ROVER	0	0	0	0
LAND ROVER	RANGE ROVER SPORT	0	0	0	0
VOLVO	V60 CROSS COUNTRY	0	0	0	0
		TIPO E			
TOYOTA	SIENNA	0	8	8	82
HONDA	ODYSSEY	0	1	1	35
CHRYSLER	TOWN & COUNTRY	0	0	0	26
FORD	EXPEDITION	0	2	2	5
CHRYSLER	GRAN CARAVAN	0	1	1	1
GMC	ESCALADE SUV	0	0	0	1
GMC	ESCALADE ESV	0	0	0	1
LINCOLN	NAVIGATOR	0	0	0	0
TOTAL		10	535	545	4697

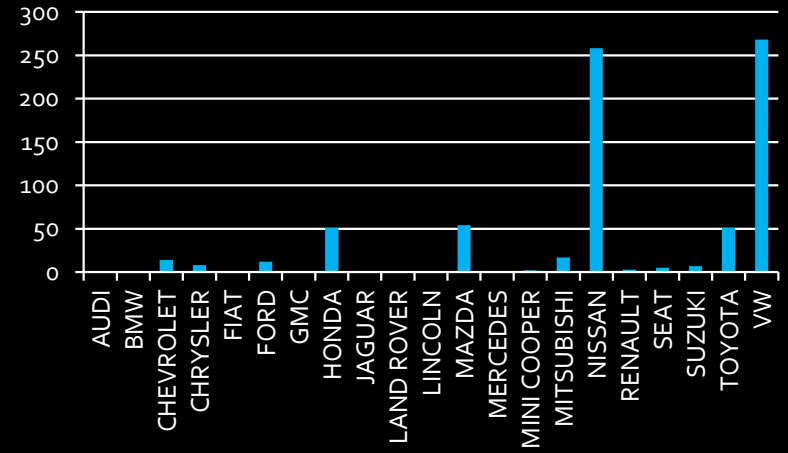
CAMIONES COMERCIALES

CLASE 1					
MARCA	MODELO	FLOTILLA	MENUDEO	TOTAL	ACUMULADO
NISSAN	CHASIS	0	39	39	260
NISSAN	FRONTIER V4	0	10	10	189
NISSAN	PICK UP Doble Cabina	0	19	19	175
CHRYSLER	RAM 700	0	13	13	159
FORD	RANGER	0	12	12	139
NISSAN	ESTACAS	0	19	19	134
CHEVROLET	S10	6	11	17	118
VW	SAVEIRO	0	4	4	98
NISSAN	PICK UP Largo	0	18	18	88
TOYOTA	TACOMA	0	7	7	60
VW	CADDY	0	14	14	53
CHEVROLET	TORNADO PICK UP	0	6	6	35
PEUGEOT	PARNTER MAXI	0	4	4	21
NISSAN	FRONTIER V6	0	6	6	19
RENAULT	KANGOO	0	1	1	13
PEUGEOT	PARTNER TEPEE 7 PAS	0	1	1	9
CHEVROLET	COLORADO	0	1	1	8
PEUGEOT	PARNER	0	1	1	6
FIAT	DUCATO	0	0	0	4
PEUGEOT	PARTNER TEPEE	0	0	0	3
CLASE 2					
TOYOTA	HILUX	0	17	17	162
MITSUBISHI	L200	0	4	4	58
FORD	LOBO	0	10	10	42
CHEVROLET	SILVERADO 1500	0	6	6	32
VW	AMAROK	0	3	3	32
FORD	F-150	0	4	4	30
CHRYSLER	RAM 2500	0	2	2	26
CHEVROLET	SILVERADO 2500	0	2	2	12
CHRYSLER	CREW CAB	0	0	0	11
CHRYSLER	RAM 1500	0	1	1	9
CHEVROLET	CHEYENE	0	1	1	8
GMC	SIERRA	0	1	1	5
FORD	F-250	0	0	0	4
TOYOTA	TUNDRA	0	0	0	2
GMC	SIERRA CREW	0	0	0	0
LINCOLN	MARK LT	0	0	0	0
NISSAN	TITAN	0	0	0	0
CLASE 3					
NISSAN	NV350 URBAN	0	3	3	101
CHRYSLER	RAM 4000	0	2	2	71
FORD	F-350	1	16	17	64
CHEVROLET	SILVERADO 3500	0	0	0	42
VW	CRAFTER	0	4	4	25
FORD	F-450/550	2	0	2	16
NISSAN	CABSTAR	0	0	0	2
CHEVROLET	AVALANCHE UUV	0	0	0	0
CHEVROLET	EXPRESS CUTAWAY	0	0	0	0
PEUGEOT	MANANGER HDI	0	0	0	0
TOTAL		9	262	271	2345

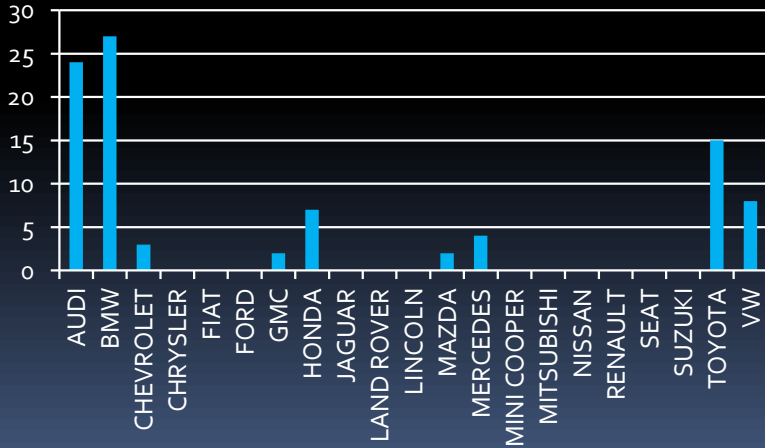
SUB COMPACTOS



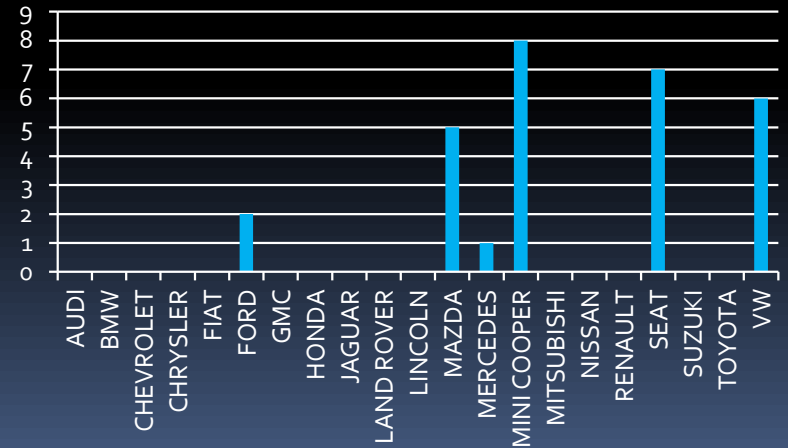
COMPACTOS



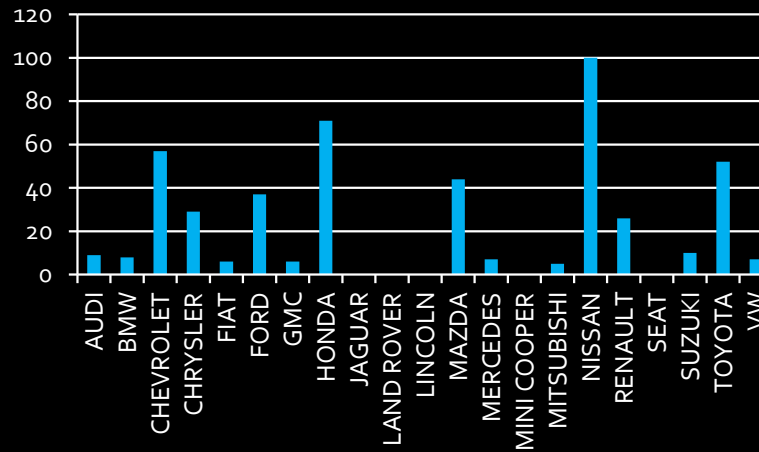
LUJO



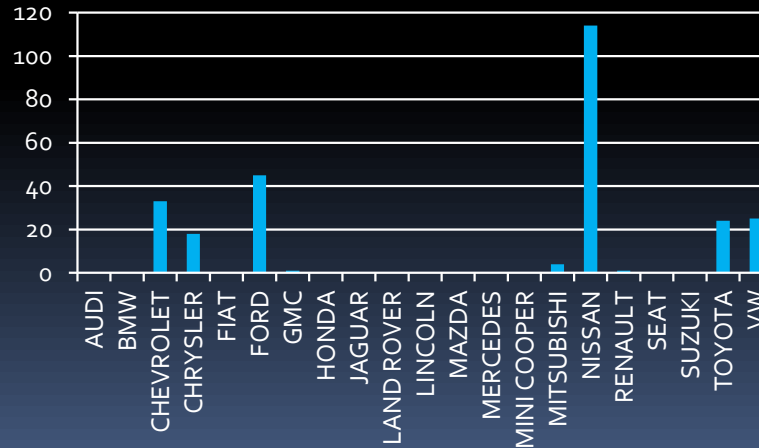
DEPORTIVOS



USOS MÚLTIPLES



CAM. COMERCIAL



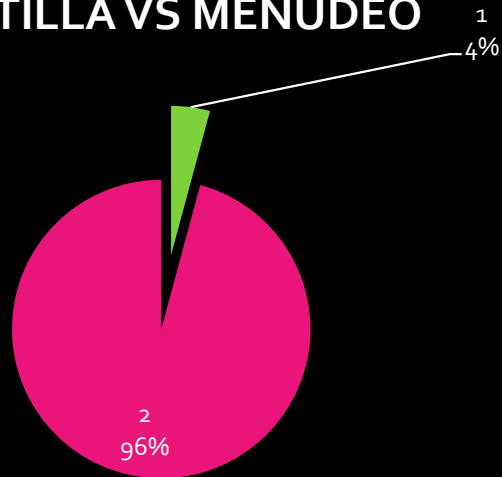


CUAUTLA

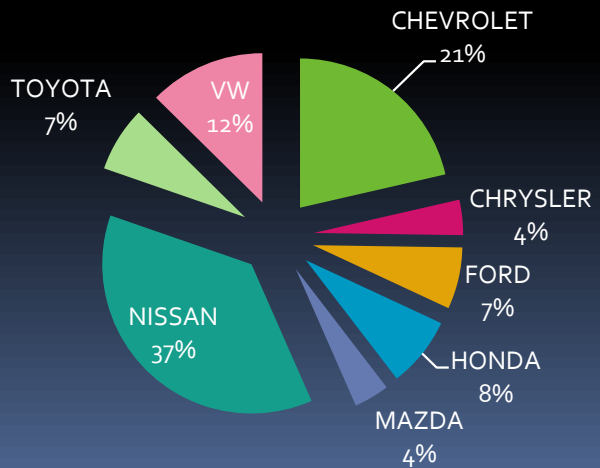


MARCAS	FLOTILLA	MENUDEO	VENTAS POR UNIDADES TOTALES	SUB COMPACTOS	COMPACTOS	DE LUJO	DEPORTIVOS	USOS MULTIPLES	CAM. COMERCIAL
NISSAN	0	193	193	54	66	0	0	38	35
CHEVROLET	22	90	112	77	3	1	0	19	12
VW	0	66	66	6	47	2	2	2	7
HONDA	0	40	40		22	0	0	18	0
TOYOTA	0	37	37	5	12	4		13	3
FORD	0	35	35	18	2		0	4	11
CHRYSLER	0	20	20	9	2	0	0	6	3
MAZDA	0	20	20	2	10	0	0	8	
TOTAL	22	501	523	171	164	7	2	108	71

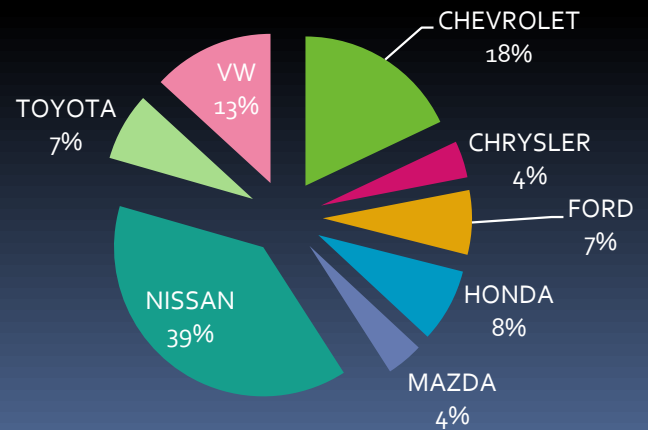
FLOTILLA VS MENUDEO



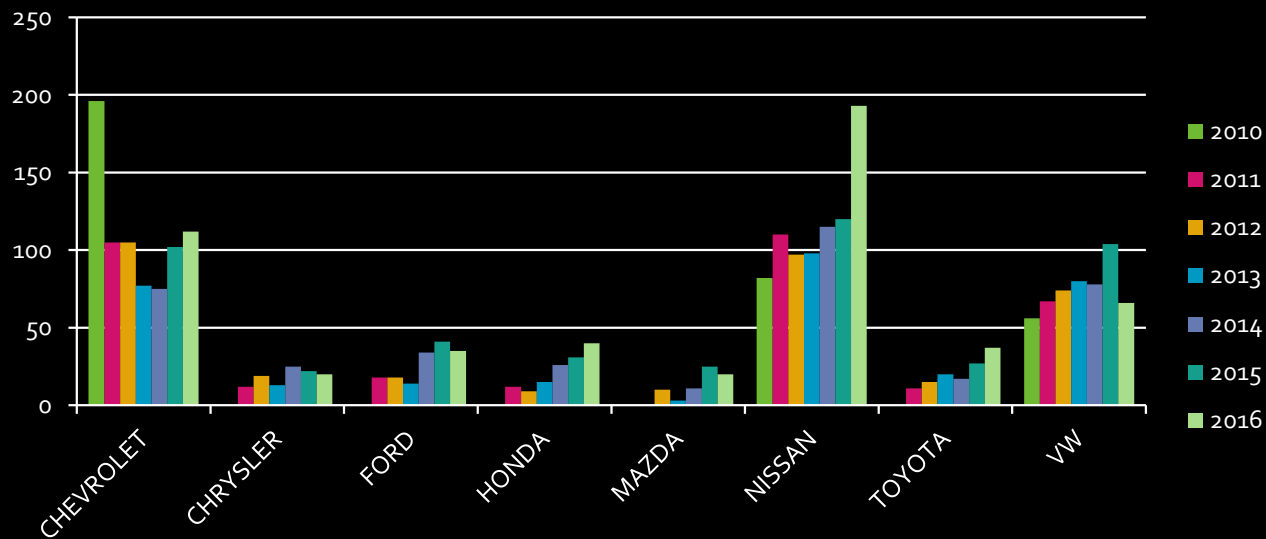
VENTAS POR UNIDADES TOTALES



MENUDEO



MARCAS	ENE	FEB	MAR	ABR	MAY	JUN	JUL	AGO	SEP	OCT	NOV	DIC	TOTAL	%
NISSAN	108	104	114	126	98	118	105	129	116	128	132	193	1471	30.75
CHEVROLET	126	112	130	110	116	118	78	75	103	77	122	112	1279	26.74
VW	68	75	60	46	65	69	73	63	56	70	87	66	798	16.68
HONDA	37	24	20	18	22	26	24	23	26	21	31	40	312	6.52
FORD	19	21	23	26	24	20	27	33	26	28	22	35	304	6.36
TOYOTA	25	12	12	24	20	16	16	16	17	25	28	37	248	5.19
MAZDA	21	9	17	15	7	13	11	15	18	21	21	20	188	3.93
CHRYSLER	16	15	14	12	7	14	12	15	12	18	28	20	183	3.83
TOTAL	420	372	390	377	359	394	346	369	374	388	471	523	4783	100



DICIEMBRE								
	2010	2011	2012	2013	2014	2015	2016	% CRECIMIENTO
NISSAN	82	110	97	98	115	120	193	60.83
TOYOTA		11	15	20	17	27	37	37.04
HONDA		12	9	15	26	31	40	29.03
CHEVROLET	196	105	105	77	75	102	112	9.80
CHRYSLER		12	19	13	25	22	20	-9.09
FORD		18	18	14	34	41	35	-14.63
MAZDA			10	3	11	25	20	-20.00
VW	56	67	74	80	78	104	66	-36.54
TOTAL	334	335	347	320	381	472	523	10.81

SUBCOMPACTO					
TIPO B					
MARCA	MODELO	FLOTILLA	MENUDEO	TOTAL	ACUMULADO
CHEVROLET	AVEO	6	27	33	496
CHEVROLET	SPARK	0	27	27	287
NISSAN	TSURU	0	24	24	225
NISSAN	MARCH	0	30	30	211
CHEVROLET	SONIC	1	16	17	122
FORD	FIGO	0	14	14	87
VW	GOL	0	2	2	74
FORD	FIESTA	0	4	4	64
CHRYSLER	ATTITUDE	0	9	9	45
TOYOTA	YARIS SEDAN	0	3	3	24
VW	UP	0	3	3	24
VW	GOL SEDAN	0	1	1	22
MAZDA	MAZDA 2	0	2	2	18
TOYOTA	YARIS HATCHBACK	0	2	2	11
TOYOTA	YARIS R	0	0	0	11
CHRYSLER	VISION	0	0	0	10
VW	CROSSFOX	0	0	0	3
CHEVROLET	MATIZ	0	0	0	0
TOTAL		7	164	171	1734

COMPACTO					
MARCA	MODELO	FLOTILLA	MENUDEO	TOTAL	ACUMULADO
NISSAN	VERSA	0	37	37	266
VW	VENTO	0	14	14	220
VW	JETTA	0	24	24	218
NISSAN	SENTRA	0	24	24	152
MAZDA	MAZDA 3	0	10	10	90
VW	POLO	0	5	5	82
HONDA	FIT	0	7	7	65
NISSAN	TIIDA	0	5	5	59
VW	GOLF	0	3	3	49
TOYOTA	AVANZA	0	9	9	40
HONDA	CITY	0	6	6	39
HONDA	CIVIC	0	9	9	36
FORD	FOCUS SEDAN	0	1	1	22
VW	BEETLE	0	1	1	16
TOYOTA	COROLLA	0	3	3	15
CHEVROLET	CRUZE 4 PTAS.	0	3	3	12
NISSAN	NOTE	0	0	0	10
CHRYSLER	NEON	0	2	2	6
FORD	FUSION	0	1	1	3
CHRYSLER	200	0	0	0	0
CHRYSLER	DART	0	0	0	0
FORD	FOCUS ST	0	0	0	0
NISSAN	LEAF	0	0	0	0
VW	CLASICO	0	0	0	0
TOTAL		0	164	164	1400

LUJO					
	MODELO	FLOTILLA	MENUDEO	TOTAL	ACUMULADO
VW	PASSAT	0	1	1	15
HONDA	ACCORD	0	0	0	12
MAZDA	MAZDA 6	0	0	0	11
TOYOTA	PRIUS	0	4	4	9
CHEVOLET	MALIBU	1	0	1	6
NISSAN	ALTIMA	0	0	0	4
TOYOTA	CAMRY	0	0	0	4
VW	CC	0	1	1	3
NISSAN	MAXIMA	0	0	0	2
CHRYSLER	CHARGER	0	0	0	0
CHRYSLER	300	0	0	0	0
TOTAL		1	6	7	66

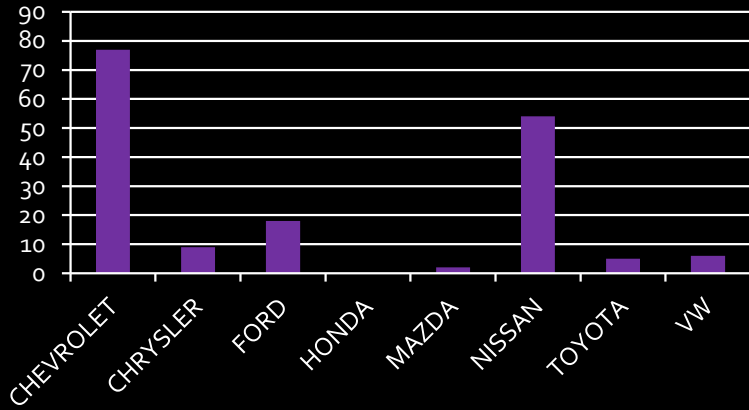
DEPORTIVO					
	MODELO	FLOTILLA	MENUDEO	TOTAL	ACUMULADO
CHEVROLET	CAMARO	0	0	0	6
CHRYSLER	CHALLENGER	0	0	0	3
VW	GOLF Gti	0	2	2	3
MAZDA	MX-5	0	0	0	2
FORD	MUSTANG	0	0	0	1
HONDA	CRZ	0	0	0	0
NISSAN	370Z	0	0	0	0
TOTAL		0	2	2	15

USOS MULTIPLES						
TIPO A						
	MODELO	FLOTILLA	MENUDEO	TOTAL	ACUMULADO	
TOYOTA	HIACE	0	9	9		74
NISSAN	URVAN CARGA	0	8	8		67
NISSAN	URBAN PASAJEROS	0	1	1		6
VW	TRANSPORTER CARGA	0	0	0		5
VW	TRANSPORTER PASAJEROS	0	1	1		3
CHRYSLER	PROMASTER	0	0	0		2
CHEVROLET	EXPRESS VAN	0	0	0		0
CHEVROLET	EXPRESS CARGO VAN	0	0	0		0
FORD	TRANSIT	0	0	0		0
FORD	TRANSIT PASAJEROS	0	0	0		0
TIPO B						
CHRYSLER	WRANGLER	0	0	0		6
TIPO C						
HONDA	HR-V	0	15	15		87
NISSAN	X-TRAIL	0	15	15		80
HONDA	CR-V	0	3	3		52
FORD	ESCAPE	0	1	1		27
NISSAN	KICKS	0	13	13		23
CHRYSLER	PATRIOT	0	2	2		12
FORD	ECOSPORT	0	2	2		12
HONDA	PILOT	0	0	0		8
CHRYSLER	CHEROKEE	0	0	0		7
VW	TIGUAN	0	1	1		7
CHRYSLER	COMPASS	0	0	0		6
FORD	EXPLORER	0	0	0		6
NISSAN	PATHFINDER	0	0	0		4
NISSAN	JUKE	0	1	1		4
TOYOTA	HIGHLANDER	0	0	0		4
CHRYSLER	GRAND CHEROKEE	0	0	0		2
CHEVROLET	CAPTIVA SPORT	0	0	0		1
CHRYSLER	DURANGO	0	1	1		1
NISSAN	ARMADA	0	0	0		0
TIPO D						
CHEVROLET	TRAX	0	6	6		114
CHEVROLET	EQUINOX	4	5	9		43
CHEVROLET	SUBURBAN SUV	3	0	3		42
MAZDA	CX-5	0	4	4		36
MAZDA	CX-3	0	4	4		28
CHRYSLER	JOURNEY	0	3	3		22
TOYOTA	RAV 4	0	2	2		21
CHEVROLET	TRAVERSE SUV	0	0	0		4
CHEVROLET	TAHOE	1	0	1		3
MAZDA	CX-9	0	0	0		3
FORD	EDGE	0	0	0		2
VW	TOUAREG	0	0	0		2
TOYOTA	LAND CRUISER	0	0	0		0
TOYOTA	SEQUOIA	0	0	0		0
TIPO E						
HONDA	ODYSSEY	0	0	0		13
TOYOTA	SIENNA	0	2	2		9
CHRYSLER	TOWN & COUNTRY	0	0	0		5
FORD	EXPEDITION	0	1	1		2
CHRYSLER	GRAN CARAVAN	0	0	0		0

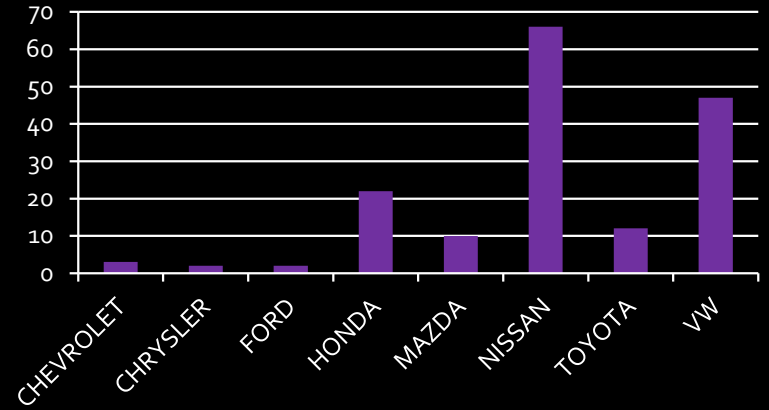
CAMIONES LIGEROS

MARCA	MODELO	FLO	MEN	TOT	ACUM
CLASE 1					
NISSAN	CHASIS	0	14	14	116
NISSAN	FRONTIER V4	0	4	4	85
CHEVROLET	S10	6	5	11	72
NISSAN	PICK UP Doble Cabina	0	6	6	65
CHRYSLER	RAM 700	0	2	2	44
NISSAN	PICK UP Largo	0	8	8	43
FORD	RANGER	0	4	4	40
NISSAN	ESTACAS	0	3	3	32
VW	SAVEIRO	0	3	3	31
CHEVROLET	TORNADO PICK UP	0	0	0	10
TOYOTA	TACOMA	0	1	1	7
VW	CADDY	0	1	1	6
NISSAN	FRONTIER V6	0	0	0	4
CHEVROLET	COLORADO	0	0	0	0
CLASE 2					
TOYOTA	HILUX	0	2	2	18
CHEVROLET	SILVERADO 1500	0	1	1	17
FORD	LOBO	0	4	4	13
FORD	F-150	0	0	0	10
CHEVROLET	SILVERADO 2500	0	0	0	7
VW	AMAROK	0	2	2	7
CHRYSLER	RAM 2500	0	1	1	5
CHRYSLER	RAM 1500	0	0	0	2
FORD	F-250	0	0	0	1
TOYOTA	TUNDRA	0	0	0	1
CHEVROLET	CHEYENE	0	0	0	0
CHRYSLER	CREW CAB	0	0	0	0
NISSAN	TITAN	0	0	0	0
CLASE 3					
CHEVROLET	SILVERADO 3500	0	0	0	37
NISSAN	NV350 URBAN	0	0	0	13
FORD	F-350	0	3	3	11
VW	CRAFTER	0	1	1	8
CHRYSLER	RAM 4000	0	0	0	5
FORD	F-450/550	0	0	0	3
CHEVROLET	AVALANCHE UUV	0	0	0	0
CHEVROLET	EXPRESS CUTAWAY	0	0	0	0
NISSAN	CABSTAR	0	0	0	0
	TOTAL	6	65	71	713

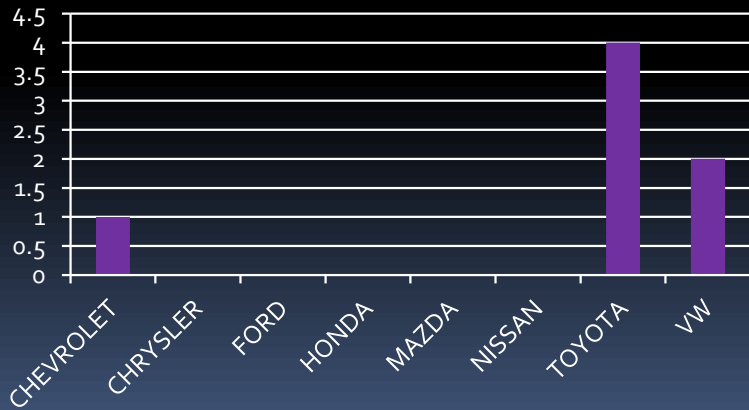
SUB COMPACTOS



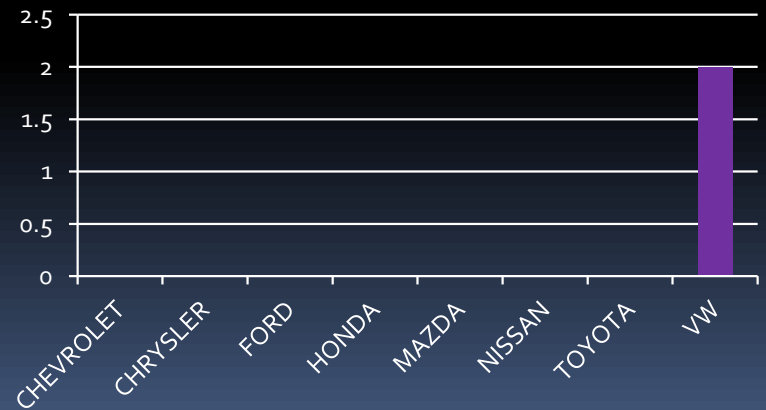
COMPACTOS



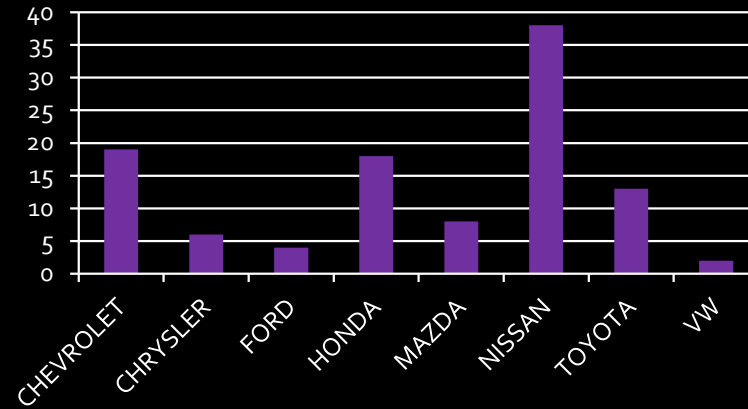
DE LUJO



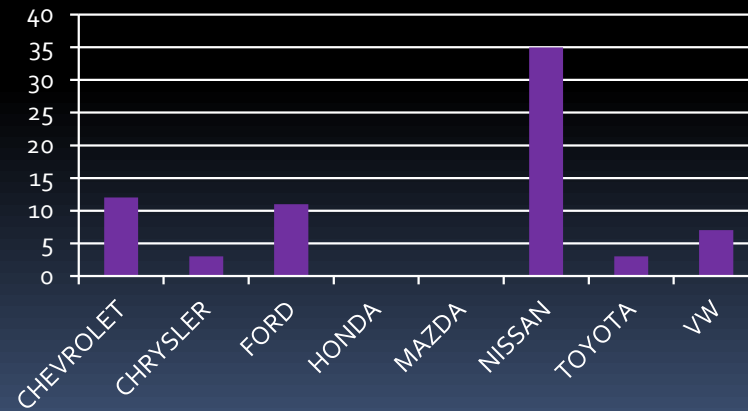
DEPORTIVOS



USOS MÚLTIPLES



CAM. COMERCIAL



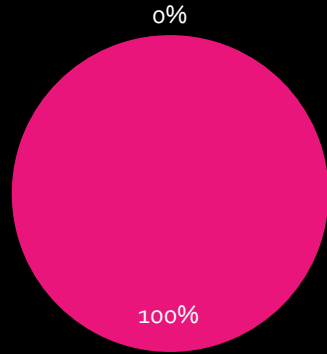


GALEANA

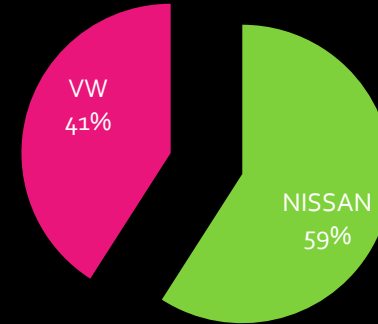


FLOTILLA VS MENUDEO

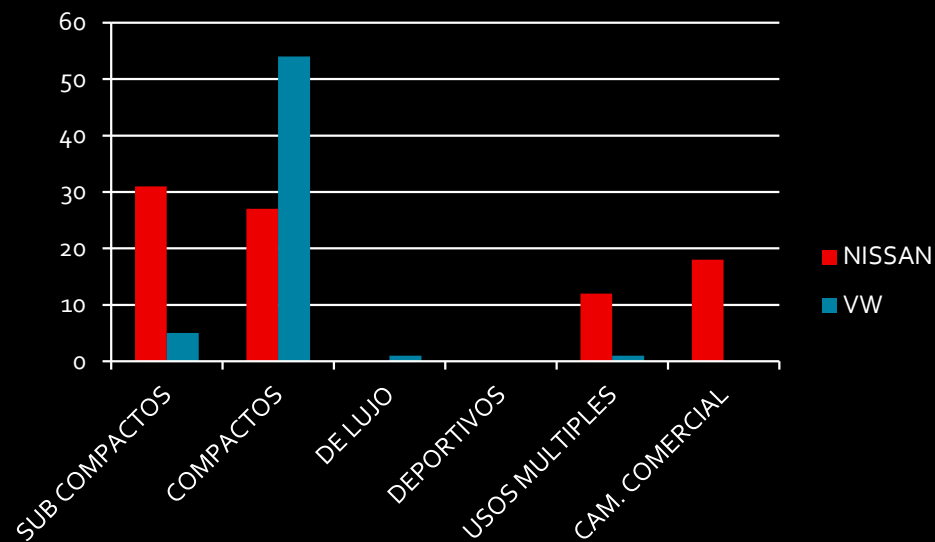
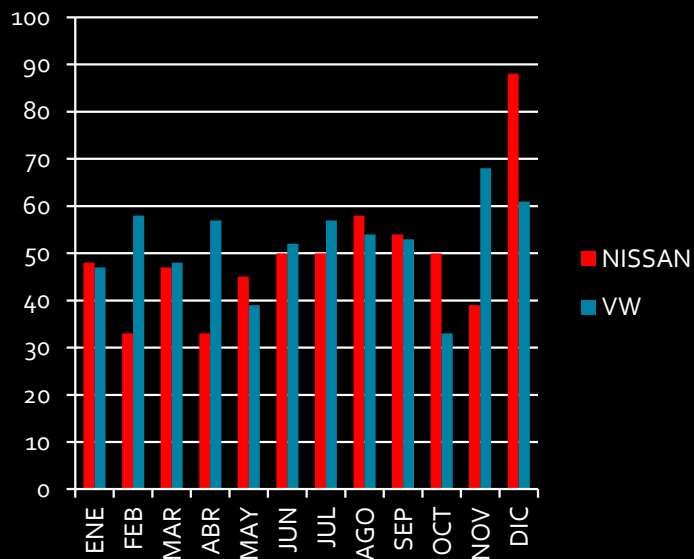
■ FLOTILLA ■ MENUDEO



VENTAS TOTALES



MARCAS	FLOTILLA	MENUDEO	VENTAS POR UNIDADES TOTALES	SUB COMPACTOS	COMPACTOS	DE LUJO	DEPORTIVOS	USOS MULTIPLES	CAM. COMERCIAL
NISSAN	0	88	88	31	27	0	0	12	18
VW	0	61	61	5	54	1	0	1	0
TOTAL	0	149	149	36	81	1	0	13	18



MARCAS	ENE	FEB	MAR	ABR	MAY	JUN	JUL	AGO	SEP	OCT	NOV	DIC	TOTAL	%
VW	47	58	48	57	39	52	57	54	53	33	68	61	627	51.31
NISSAN	48	33	47	33	45	50	50	58	54	50	39	88	595	48.69
TOTAL	95	91	95	90	84	102	107	112	107	83	107	149	1222	100

SUBCOMPACTO					
MARCA	MODELO	FLOTILLA	MENUDEO	TOTAL	ACUMULADO
NISSAN	TSURU	0	16	16	109
NISSAN	MARCH	0	15	15	86
VW	GOL	0	2	2	60
VW	GOL SEDAN	0	1	1	25
VW	UP	0	2	2	11
VW	CROSSFOX	0	0	0	1
TOTAL		0	36	36	292

COMPACTOS					
MARCA	MODELO	FLOTILLA	MENUDEO	TOTAL	ACUMULADO
VW	JETTA	0	39	39	250
VW	VENTO	0	10	10	164
NISSAN	VERSA	0	14	14	85
NISSAN	SENTRA	0	8	8	73
NISSAN	TIIDA	0	4	4	49
VW	POLO	0	2	2	41
VW	GOLF	0	1	1	17
VW	BEETLE	0	2	2	13
NISSAN	NOTE	0	1	1	7
NISSAN	LEAF	0	0	0	0
VW	CLASICO	0	0	0	0
TOTAL		0	81	81	699

LUJO					
MARCA	MODELO	FLOTILLA	MENUDEO	TOTAL	ACUMULADO
VW	PASSAT	0	1	1	12
NISSAN	ALTIMA	0	0	0	2
NISSAN	MAXIMA	0	0	0	0
VW	CC	0	0	0	0
TOTAL		0	1	1	14

USOS MULTIPLES					
MARCA	MODELO	FLOTILLA	MENUDEO	TOTAL	ACUMULADO
TIPO A					
NISSAN	URBAN PASAJEROS	0	0	0	1
NISSAN	URVAN CARGA	0	0	0	0
VW	TRANSPORTER CARGA	0	0	0	0
VW	TRANSPORTER PASAJEROS	0	0	0	0
TIPO C					
NISSAN	X-TRAIL	0	7	7	28
VW	TIGUAN	0	1	1	12
NISSAN	KICKS	0	5	5	11
NISSAN	PATHFINDER	0	0	0	3
NISSAN	JUKE	0	0	0	1
NISSAN	ARMADA	0	0	0	0
TIPO D					
VW	TOUAREG	0	0	0	0
TOTAL		0	13	13	56

DEPORTIVO					
MARCA	MODELO	FLOTILLA	MENUDEO	TOTAL	ACUMULADO
VW	GOLF Gti	0	0	0	1
NISSAN	370 Z	0	0	0	0
TOTAL		0	0	0	1

CAMIONES LIGEROS					
MARCA	MODELO	FLOTILLA	MENUDEO	TOTAL	ACUMULADO
CLASE 1					
NISSAN	CHASIS	0	4	4	31
NISSAN	ESTACAS	0	4	4	27
NISSAN	FRONTIER V4	0	0	0	27
NISSAN	PICK UP Doble Cabina	0	4	4	26
NISSAN	PICK UP Largo	0	3	3	23
VW	SAVEIRO	0	0	0	16
NISSAN	FRONTIER V6	0	0	0	2
VW	CADDY	0	0	0	0
CLASE 2					
VW	AMAROK	0	0	0	8
NISSAN	TITAN	0	0	0	0
CLASE 3					
NISSAN	NV350 URBAN	0	3	3	41
VW	CRAFTER	0	0	0	2
NISSAN	CABSTAR	0	0	0	0
TOTAL		0	18	18	203