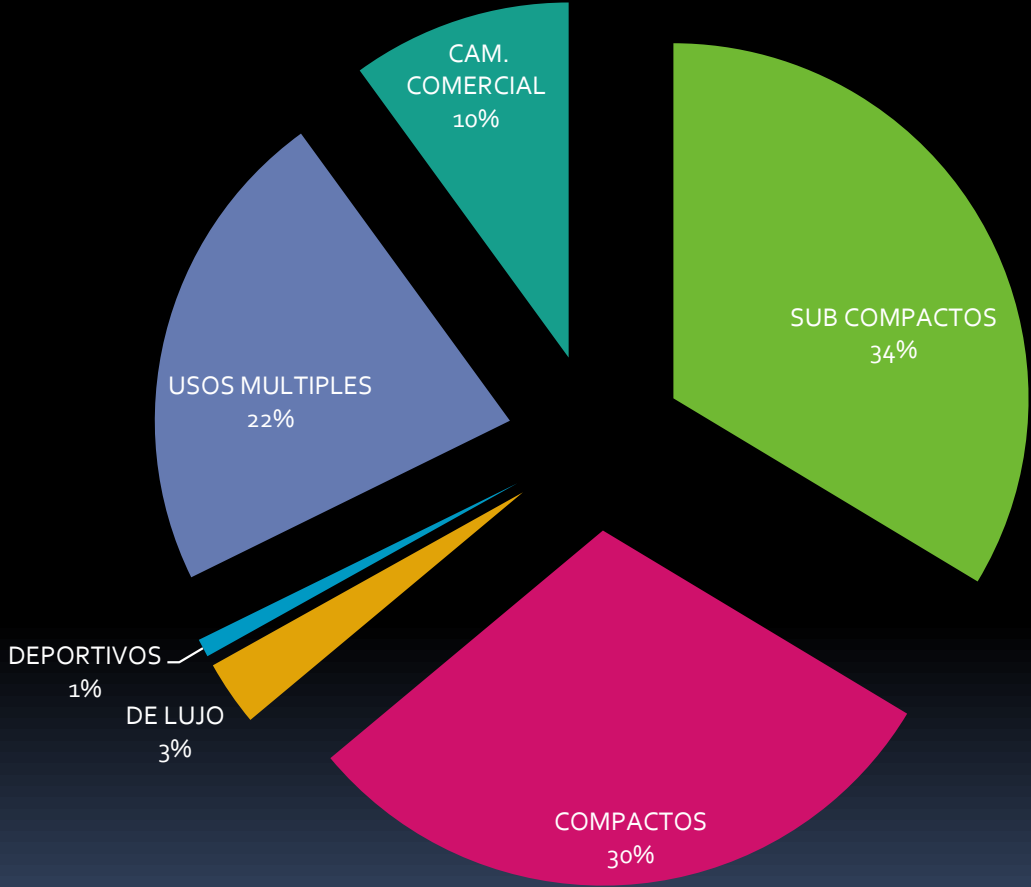


AMDA MORELOS

# REPORTE DE VENTAS DICIEMBRE 2015

MARCAS	VENTAS POR UNIDADES TOTALES	SUB COMPACTOS	COMPACTOS	DE LUJO	DEPORTIVOS	USOS MULTIPLES	CAM. COMERCIAL
NISSAN	593	230	221	4	0	61	77
VW	428	105	279	13	1	15	15
CHEVROLET	352	242	20	1	0	61	28
TOYOTA	162	41	24	11		48	38
FORD	145	54	20		4	40	27
MAZDA	136	20	44	1	3	68	
CHRYSLER	126	18	5	0	4	64	35
HONDA	94		38	8	0	48	0
HYUNDAI	40	9	12			19	
SEAT	37	22	8		7		
AUDI	35			23		12	
KIA	33		1			32	
RENAULT	33	2	9	0		22	0
FIAT	23	22				0	1
MITSUBISHI	20		10			7	3
MERCEDES	13	0	1	6	0	6	
PEUGEOT	10	4	1	0	0	0	5
GMC	7			1		6	0
BMW	0			0		0	
JAGUAR	0			0	0		
LAND ROVER	0					0	
LINCOLN	0			0		0	0
MINI COOPER	0		0		0		
SUZUKI	0	0	0	0		0	
<b>TOTAL</b>	<b>2287</b>	<b>769</b>	<b>693</b>	<b>68</b>	<b>19</b>	<b>509</b>	<b>229</b>

# SEGMENTOS



	TOTALES		SUBCOMPACTO		COMPACTO		LUJO		DEPORTIVO		USOS MÚLTIPLES		CAMIONES LIGEROS	
	FLOTILLA	MENUDEO	FLOTILLA	MENUDEO	FLOTILLA	MENUDEO	FLOTILLA	MENUDEO	FLOTILLA	MENUDEO	FLOTILLA	MENUDEO	FLOTILLA	MENUDEO
NISSAN	9	584	3	227	0	221	0	4	0	0	4	57	2	75
VW	0	428	0	105	0	279	0	13	0	1	0	15	0	15
CHEVROLET	83	269	63	179	0	20	0	1	0	0	3	58	17	11
TOYOTA	0	162	0	41	0	24	0	11			0	48	0	38
FORD	3	142	3	51	0	20			0	4	0	40	0	27
MAZDA	0	136	0	20	0	44	0	1	0	3	0	68		
CHRYSLER	25	101	0	18	0	5	0	0	0	4	7	57	18	17
HONDA	0	94			0	38	0	8	0	0	0	48	0	0
HYUNDAI	0	40	0	9	0	12					0	19		
SEAT	0	37	0	22	0	8			0	7				
AUDI	0	35					0	23			0	12		
KIA	0	33			0	1					0	32		
RENAULT	0	33	0	2	0	9	0	0			0	22	0	0
FIAT	0	23	0	22							0	0	0	1
MITSUBISHI	4	16			0	10					1	6	3	0
MERCEDES	0	13	0	0	0	1	0	6	0	0	0	6		
PEUGEOT	0	10	0	4	0	1	0	0	0	0	0	0	0	5
GMC	0	7					0	1			0	6	0	0
BMW	0	0					0	0			0	0		
JAGUAR	0	0					0	0	0	0				
LAND ROVER	0	0									0	0		
LINCOLN	0	0					0	0			0	0	0	0
MINI	0	0			0	0			0	0				
SUZUKI	0	0	0	0	0	0	0	0			0	0		
TOTAL	124	2163	69	700	0	693	0	68	0	19	15	494	40	189

**% VENTAS TOTALES**

<b>MARCA</b>	<b>UNIDADES</b>	<b>% DEL TOTAL</b>
NISSAN	593	25.93
VW	428	18.71
CHEVROLET	352	15.39
TOYOTA	162	7.08
FORD	145	6.34
MAZDA	136	5.95
CHRYSLER	126	5.51
HONDA	94	4.11
HYUNDAI	40	1.75
SEAT	37	1.62
AUDI	35	1.53
KIA	33	1.44
RENAULT	33	1.44
FIAT	23	1.01
MITSUBISHI	20	0.87
MERCEDES	13	0.57
PEUGEOT	10	0.44
GMC	7	0.31
BMW	0	0.00
JAGUAR	0	0.00
LAND ROVER	0	0.00
LINCOLN	0	0.00
MINI COOPER	0	0.00
SUZUKI	0	0.00
TOTAL	2287	100.00

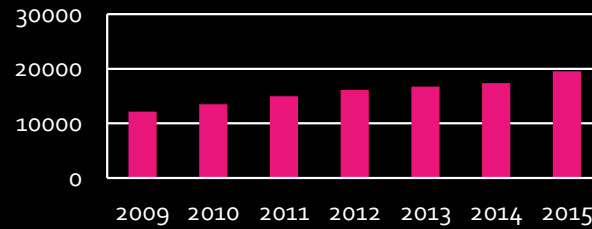
**% VENTAS MENUDEO**

<b>MARCA</b>	<b>UNIDADES</b>	<b>% DEL TOTAL</b>
NISSAN	584	27.00
VW	428	19.79
CHEVROLET	269	12.44
TOYOTA	162	7.49
FORD	142	6.56
MAZDA	136	6.29
CHRYSLER	101	4.67
HONDA	94	4.35
HYUNDAI	40	1.85
SEAT	37	1.71
AUDI	35	1.62
KIA	33	1.53
RENAULT	33	1.53
FIAT	23	1.06
MITSUBISHI	16	0.74
MERCEDES	13	0.60
PEUGEOT	10	0.46
GMC	7	0.32
BMW	0	0.00
JAGUAR	0	0.00
LAND ROVER	0	0.00
LINCOLN	0	0.00
MINI COOPER	0	0.00
SUZUKI	0	0.00
TOTAL	2163	100

DICIEMBRE								
	2009	2010	2011	2012	2013	2014	2015	%CREC
NISSAN	336	404	497	400	409	483	593	22.77
VW	178	256	258	294	486	389	428	10.03
CHEVROLET	280	319	259	275	238	262	352	34.35
TOYOTA	132	113	109	109	105	120	162	35.00
FORD	114	120	113	96	118	130	145	11.54
MAZDA	22	52	66	44	64	71	136	91.55
CHRYSLER	157	115	125	279	174	200	126	-37.00
HONDA	62	60	57	52	65	86	94	9.30
HYUNDAI							40	-
SEAT	22	29	45	42	38	34	37	8.82
AUDI	6	17	17	32	40	37	35	-5.41
RENAULT	20	21	22	24	45	33	33	0.00
KIA							33	-
FIAT					30	17	23	35.29
MITSUBISHI	75	16	16	15	20	23	20	-13.04
MERCEDES	13	17	16	11	9	20	13	-35.00
PUEGEOT							10	-
GMC					11	5	7	40.00
SUZUKI				22	24	27	0	-100.00
BMW	9	20	23	23	16	0	0	-
JAGUAR					0	0	0	-
LAND ROVER					1	0	0	-
LINCOLN					0	0	0	-
MINI			10	11	14	0	0	-
<b>TOTALES</b>	<b>1426</b>	<b>1559</b>	<b>1633</b>	<b>1729</b>	<b>1907</b>	<b>1937</b>	<b>2287</b>	<b>18.07</b>

MARCA	ENE	FEB	MAR	ABR	MAY	JUN	JUL	AGO	SEP	OCT	NOV	DIC	ACU	%
NISSAN	376	416	404	387	390	372	390	451	417	420	397	593	5013	25.64
VW	294	291	303	216	273	291	276	290	288	386	341	428	3677	18.81
CHEVROLET	225	199	309	216	263	251	270	303	231	268	255	352	3142	16.07
CHRYSLER	135	140	137	136	132	146	150	117	102	150	142	126	1613	8.25
TOYOTA	92	86	107	90	90	86	80	108	108	124	134	162	1267	6.48
FORD	88	91	85	100	104	105	105	106	120	90	100	145	1239	6.34
MAZDA	67	60	62	63	66	52	70	75	76	81	86	136	894	4.57
HONDA	67	70	55	41	52	47	63	66	59	70	93	94	777	3.97
SEAT	32	20	40	22	37	31	45	32	22	33	66	37	417	2.13
AUDI	30	29	30	28	27	30	26	30	30	26	32	35	353	1.81
RENAULT	30	27	19	31	16	30	28	29	27	30	40	33	340	1.74
MITSUBISHI	16	17	13	19	15	14	27	23	17	11	21	20	213	1.09
FIAT	19	19	23	12	8	15	18	19	21	16	19	23	212	1.08
GMC	10	5	4	5	7	7	9	9	8	12	9	7	92	0.47
SUZUKI	19	10	19	9	9	17	0	0	0	0	0	0	83	0.42
HYUNDAI											31	40	71	0.36
KIA											31	33	64	0.33
PEUGEOT									11	8	12	10	41	0.21
MERCEDES	12	5	0	0	0	0	0	0	0	0	6	13	36	0.18
LINCOLN	3	0	0	0	1	0	0	0	0	0	0	0	4	0.02
LAND ROVER	0	1	0	0	0	0	0	0	0	0	0	0	1	0.01
BMW	0	0	0	0	0	0	0	0	0	0	0	0	0	0.00
JAGUAR	0	0	0	0	0	0	0	0	0	0	0	0	0	0.00
MINI	0	0	0	0	0	0	0	0	0	0	0	0	0	0.00
TOTALES	1,515	1,486	1,610	1,375	1,490	1,494	1,557	1,658	1,537	1,725	1,815	2,287	19,549	100.00

# ACUMULADO



DICIEMBRE								
	2009	2010	2011	2012	2013	2014	2015	%CREC
AUDI	111	121	190	255	307	341	353	3.52
BMW		130	252	231	189	89	0	-100.00
CHEVROLET	2111	2741	3025	3174	2825	2991	3142	5.05
CHRYSLER	1167	1152	1179	1728	1427	1601	1613	0.75
FIAT					151	247	212	-14.17
FORD	1137	1151	1059	870	972	996	1239	24.40
GMC					57	92	92	0.00
HONDA	432	424	384	572	601	666	777	16.67
HYUNDAI							71	-
KIA							64	-
JAGUAR					1		0	-
LAND ROVER					13	7	1	-85.71
LINCON					1	1	4	300.00
MAZDA	38	438	617	518	603	692	894	29.19
MERCEDES	126	133	183	160	201	146	36	-75.34
MINI			44	124	109	41	0	-100.00
MITSUBISHI	351	327	172	148	213	254	213	-16.14
NISSAN	2800	3189	3915	3978	3889	3924	5013	27.75
PEUGEOT	251	54					41	-
RENAULT	223	228	248	275	269	349	340	-2.58
SEAT	349	263	363	356	368	369	417	13.01
SUZUKI				194	223	245	83	-66.12
TOYOTA	988	895	812	846	961	803	1267	57.78
VW	2078	2262	2521	2727	3366	3547	3677	3.67
<b>TOTALES</b>	<b>12162</b>	<b>13508</b>	<b>14964</b>	<b>16156</b>	<b>16746</b>	<b>17401</b>	<b>19549</b>	<b>12.34</b>



AGENCIA	MARCA	ENE	FEB	MAR	ABR	MAY	JUN	JUL	AGO	SEP	OCT	NOV	DIC	TOTAL
AUTO CAM	CHEVROLET	162	128	154	135	126	169	125	138	154	186	143	250	1870
GPO AUTOMOTRIZ IRAGORRI MATRIZ AGRICOLA	NISSAN	116	181	113	139	132	130	143	184	150	148	127	226	1789
GPO AUTOMOTRIZ IRAGORRI SUC NAGOYA	NISSAN	131	112	146	128	137	119	113	144	126	140	128	180	1604
CRESTA CUERNAVACA	VW	112	104	114	73	101	100	97	98	106	163	117	141	1326
CUAUTLA AUTOMOTRIZ	CHEVROLET	63	71	155	81	137	82	145	165	77	82	112	102	1272
GPO AUTOMOTRIZ IRAGORRI SUC CUAUTLA	NISSAN	84	87	94	76	81	82	88	87	101	87	98	120	1085
CUERNAVACA AUTOMOTRIZ	CHRYSLER	88	82	97	99	83	109	96	81	64	99	84	64	1046
TOY MOTORS	TOYOTA	76	70	95	74	71	68	62	87	86	98	110	135	1032
AUTOMOTORES DE MORELOS	VW	71	81	74	58	68	70	86	94	71	118	107	120	1018
MOTORES DE MORELOS	FORD	69	82	69	82	85	81	88	88	100	71	83	104	1002
CRESTA CUAUTLA	VW	65	65	60	53	63	68	60	51	65	60	69	104	783
PICACHO AUTOMOTRIZ	MAZDA	58	47	54	54	51	46	62	64	59	66	78	111	750
AUTO CIRC	HONDA	48	51	40	31	40	32	45	48	40	48	64	63	550
CRESTA MORELOS	VW	46	41	55	32	41	53	33	47	46	45	48	63	550
GPO AUTOMOTRIZ IRAGORRI SUC KWANTO	NISSAN	45	36	51	44	40	41	46	36	40	45	44	67	535
AUTOMOTRIZ CATALANA	SEAT	32	20	40	22	37	31	45	32	22	33	66	37	417
CHRYSLER PALMAS	CHRYSLER	28	38	26	21	33	24	34	29	28	26	36	40	363
AVITTRO SAPI	AUDI	30	29	30	28	27	30	26	30	30	26	32	35	353
FRANCO MOTORS	RENAULT	30	27	19	31	16	30	28	29	27	30	40	33	340
MOTORES DE MORELOS SUC. CUAUTLA	FORD	19	9	16	18	19	24	17	18	20	19	17	41	237
TOY MOTORS SUC CUAUTLA	TOYOTA	16	16	12	16	19	18	18	21	22	26	24	27	235
AUTO CIRC SUC CUAUTLA	HONDA	19	19	15	10	12	15	18	18	19	22	29	31	227
OBAMA	MITSUBISHI	16	17	13	19	15	14	27	23	17	11	21	20	213
FIAT CUERNAVACA	FIAT	19	19	23	12	8	15	18	19	21	16	19	23	212
CUERNAVACA AUTOMOTRIZ SUC. CUAUTLA	CHRYSLER	19	20	14	16	16	13	20	7	10	25	22	22	204
PICACHO AUTOMOTRIZ SUC CUAUTLA	MAZDA	9	13	8	9	15	6	8	11	17	15	8	25	144
CEVER CUERNAVACA	SUZUKI/MERCEDES	19	10	19	9	9	17	0	0	0	0	6	13	102
MOTORES ATLIXCAYOTL	GMC	10	5	4	5	7	7	9	9	8	12	9	7	92
VEHICULOS KOR	HYUNDAI											31	40	71
KIA PRIMAVERA	KIA											31	33	64
PEUGEOT CUERNAVACA	PEUGEOT									11	8	12	10	41
AUTOMOTRIZ STUTTGART	MERCEDES	12	5	0	0	0	0	0	0	0	0	0	0	17
LAND ROVER/ LINCON	LAND ROVER	3	1	0	0	1	0	0	0	0	0	0	0	5
AUTOHAUS SANVI	BMW	0	0	0	0	0	0	0	0	0	0	0	0	0
AUTOHAUS SANVI	MINI COOPER	0	0	0	0	0	0	0	0	0	0	0	0	0
TOTAL		1515	1486	1610	1375	1490	1494	1557	1658	1537	1725	1815	2287	19549

## SUBCOMPACTO

## TIPO B

MARCA	MODELO	FLOTILLA	MENUDEO	TOTAL	ACUMULADO
CHEVROLET	AVEO	58	68	126	1176
NISSAN	TSURU	3	151	154	1006
NISSAN	MARCH	0	76	76	717
CHEVROLET	SPARK	4	72	76	590
VW	GOL	0	75	75	383
CHEVROLET	SONIC	1	35	36	361
CHEVROLET	MATIZ	0	4	4	245
SEAT	IBIZA 4 PTAS	0	17	17	233
FORD	FIESTA	3	23	26	225
CHRYSLER	ATTITUDE	0	14	14	158
VW	GOL SEDAN	0	22	22	152
TOYOTA	YARIS SEDAN	0	19	19	116
FIAT	FIAT 500	0	7	7	111
FORD	IKON	0	0	0	108
MAZDA	MAZDA 2	0	20	20	87
FIAT	UNO VIVACE	0	7	7	63
FORD	FIGO	0	28	28	56
RENAULT	STEP AWAY	0	2	2	53
SEAT	IBIZA 3 PTAS	0	5	5	53
SUZUKI	SWIFT	0	0	0	47
TOYOTA	YARIS HATCHBACK	0	4	4	46
TOYOTA	YARIS R	0	18	18	43
CHRYSLER	VISION	0	4	4	42
FIAT	PALIO ESSENCE	0	8	8	31
VW	CROSSFOX	0	8	8	27
PEUGEOT	208	0	2	2	11
HYUNDAI	GRAN I10	0	9	9	10
RENAULT	SANDERO	0	0	0	10
PEUGEOT	301	0	2	2	7
SEAT	ALTEA XL	0	0	0	4
HYUNDAI	GRAN I10 SEDAN	0	0	0	2
MERCEDES	SMART	0	0	0	2
FIAT	PUNTO	0	0	0	0
SEAT	FREE TRACK	0	0	0	0
<b>TOTAL</b>		<b>69</b>	<b>700</b>	<b>769</b>	<b>6175</b>

COMPACTO					
TIPO A					
MARCA	MODELO	FLOTILLA	MENUDEO	TOTAL	ACUMULADO
VW	JETTA	0	120	120	1092
VW	VENTO	0	111	111	964
NISSAN	SENTRA	0	55	55	585
MAZDA	MAZDA 3	0	44	44	442
VW	POLO	0	24	24	259
TOYOTA	AVANZA	0	15	15	168
VW	GOLF	0	20	20	154
HONDA	FIT	0	17	17	142
TOYOTA	COROLLA	0	9	9	139
HONDA	CITY	0	18	18	120
FORD	FOCUS SEDAN	0	13	13	119
VW	CLASICO	0	0	0	117
SEAT	TOLEDO	0	8	8	76
MITSUBISHI	MIRAGE	0	5	5	61
VW	BEETLE	0	4	4	50
HONDA	CIVIC	0	3	3	43
MITSUBISHI	ASX	0	3	3	30
MITSUBISHI	LANCER	0	2	2	26
RENAULT	FLUENCE	0	2	2	26
HYUNDAI	ELANTRA	0	11	11	17
SUZUKI	CIAZ	0	0	0	14
SUZUKI	SX4 CROSS	0	0	0	13
KIA	FORTE	0	1	1	9
MAZDA	MAZDA 5	0	0	0	6
PEUGEOT	308	0	1	1	6
FORD	FOCUS ST	0	0	0	4
HYUNDAI	SONATA	0	1	1	2
MERCEDEZ	CLASE A	0	1	1	2
RENAULT	SCALA	0	0	0	2
SUZUKI	SX4 SEDAN	0	0	0	1
MERCEDEZ	CLASE B	0	0	0	0
PEUGEOT	308 CC	0	0	0	0
SUZUKI	S-CROSS	0	0	0	0
TIPO B					
NISSAN	VERSA	0	110	110	800
NISSAN	TIDA SEDAN	0	52	52	524
CHEVROLET	CRUZE 4 PTAS.	0	20	20	59
FORD	FUSION	0	7	7	39
NISSAN	NOTE	0	4	4	32
CHRYSLER	200	0	4	4	31
RENAULT	LOGAN	0	7	7	30
CHRYSLER	DART	0	1	1	10
NISSAN	LEAF	0	0	0	1
CHRYSLER	AVENGER	0	0	0	0
MINI	COOPER	0	0	0	0
MINI	COOPER COUPE	0	0	0	0
VW	SPORTWAGUEN	0	0	0	0
<b>TOTAL</b>		<b>0</b>	<b>693</b>	<b>693</b>	<b>6215</b>

LUJO					
LUJO B					
MARCA	MODELO	FLOTILLA	MENUDEO	TOTAL	ACUMULADO
VW	PASSAT	0	12	12	90
NISSAN	ALTIMA	0	4	4	48
TOYOTA	CAMRY	0	7	7	48
VW	CC	0	1	1	18
CHRYSLER	CHARGER	0	0	0	17
GMC	ENORE	0	1	1	17
TOYOTA	PRIUS	0	4	4	15
MERCEDES	Clase C	0	3	3	8
GMC	VERANO	0	0	0	7
MERCEDES	Clase CLA	0	3	3	6
CHRYSLER	300	0	0	0	1
MERCEDES	Clase CLS	0	0	0	1
MERCEDES	Clase E	0	0	0	1
MERCEDES	E 180	0	0	0	1
MERCEDES	E 200	0	0	0	1
MERCEDES	E 250	0	0	0	1
LINCOLN	MKC	0	0	0	1
RENAULT	SAFRANE	0	0	0	1
GMC	REGAL	0	0	0	0
MERCEDES	Clase CL	0	0	0	0
MERCEDES	Clase S	0	0	0	0
LINCOLN	MKZ	0	0	0	0
PEUGEOT	508	0	0	0	0

LUJO C					
AUDI	A 3 SEDAN	0	9	9	74
AUDI	A1	0	7	7	62
HONDA	ACCORD	0	8	8	48
MAZDA	MAZDA 6	0	1	1	43
AUDI	A 4	0	1	1	35
AUDI	A 3	0	2	2	14
AUDI	A 7	0	3	3	14
AUDI	S 3	0	0	0	14
AUDI	A 6	0	0	0	13
AUDI	A5	0	0	0	12
CHEVROLET	MALIBU	0	1	1	11
AUDI	TT	0	1	1	7
AUDI	RS7	0	0	0	5
NISSAN	MAXIMA	0	0	0	4
AUDI	R8	0	0	0	2
AUDI	A 8	0	0	0	1
AUDI	A3 CABRIO	0	0	0	1
AUDI	RS5	0	0	0	1
AUDI	S4 3.0	0	0	0	1
GMC	CTS SPORT SEDAN	0	0	0	1
GMC	CTS V SEDAN	0	0	0	1
GMC	LACROSSE	0	0	0	1
SUZUKI	KIZASHI	0	0	0	1
AUDI	S 5	0	0	0	0
AUDI	S7	0	0	0	0
AUDI	S 8	0	0	0	0
AUDI	SPORTBACK	0	0	0	0
BMW	118IA 5ptas	0	0	0	0
BMW	120i 3p y 5 ptas	0	0	0	0
BMW	125i COUPE	0	0	0	0
BMW	135i COUPE	0	0	0	0
BMW	220	0	0	0	0
BMW	320IA	0	0	0	0
BMW	325i	0	0	0	0
BMW	328i	0	0	0	0
BMW	335i	0	0	0	0
BMW	435i	0	0	0	0
BMW	530IA TOP	0	0	0	0
BMW	550i	0	0	0	0
BMW	528IA TOP	0	0	0	0
BMW	535IA	0	0	0	0
BMW	SERIE 5 GT	0	0	0	0
BMW	M135IA	0	0	0	0
BMW	M1	0	0	0	0
BMW	M2	0	0	0	0
BMW	M3	0	0	0	0
BMW	M5	0	0	0	0
BMW	M6	0	0	0	0
BMW	HYBRID	0	0	0	0
BMW	SERIE 6	0	0	0	0
BMW	SERIE 7	0	0	0	0
BMW	Z4	0	0	0	0
GMC	ATS	0	0	0	0
GMC	CTS COUPE	0	0	0	0
GMC	CTS V COUPE	0	0	0	0
HONDA	CROSSTOUR	0	0	0	0
JAGUAR	XF	0	0	0	0
JAGUAR	XJ	0	0	0	0
LINCOLN	MKS	0	0	0	0
<b>TOTAL</b>		<b>0</b>	<b>68</b>	<b>68</b>	<b>648</b>

DEPORTIVO					
MARCA	MODELO	FLOTILLA	MENUDEO	TOTAL	ACUMULADO
SEAT	LEON	0	7	7	51
FORD	MUSTANG	0	4	4	24
VW	GOLF Gti	0	1	1	21
CHRYSLER	CHALLENGER	0	4	4	13
CHEVROLET	CAMARO	0	0	0	10
MAZDA	MX-5	0	3	3	7
HONDA	CRZ	0	0	0	5
NISSAN	370 Z	0	0	0	2
MERCEDES	Clase SLK	0	0	0	1
MERCEDES	Clase S	0	0	0	1
CHEVROLET	CORVETTE	0	0	0	0
CHRYSLER	VIPER	0	0	0	0
JAGUAR	XK	0	0	0	0
MERCEDES	Clase SLS	0	0	0	0
MINI	COOPER S	0	0	0	0
MINI	COOPER S CONVERTIBLE	0	0	0	0
MINI	COOPER S CLUBMAN	0	0	0	0
MINI	COOPER S COUNTRYMAN	0	0	0	0
MINI	COOPER JCW	0	0	0	0
PEUGEOT	RCZ	0	0	0	0
<b>TOTAL</b>		<b>0</b>	<b>19</b>	<b>19</b>	<b>135</b>

## USOS MULTIPLES

TIPO A						
MARCA	MODELO	FLOTILLA	MENUDEO	TOTAL	ACUMULADO	
TOYOTA	HIACE	0	13	13	152	
NISSAN	URVAN CARGA	1	10	11	149	
NISSAN	URBAN PASAJEROS	0	8	8	65	
VW	TRANSPORTER CARGA	0	1	1	33	
FORD	TRANSIT	0	2	2	31	
CHRYSLER	PROMASTER	0	0	0	11	
VW	TRANSPORTER PASAJEROS	0	1	1	7	
FORD	TRANSIT PASAJEROS	0	0	0	6	
CHEVROLET	EXPRESS VAN L	0	0	0	1	
CHEVROLET	EXPRESS CARGO VAN	0	0	0	1	
RENAULT	TRAFIC VU L2H2	0	0	0	0	
TIPO B						
CHRYSLER	WRANGLER	7	6	13	82	
MITSUBISHI	MONTERO SPORT	0	0	0	3	
TIPO C						
HONDA	CR-V	0	23	23	222	
NISSAN	X-TRAIL	3	34	37	222	
RENAULT	DUSTER	0	19	19	182	
HONDA	HR_V	0	18	18	132	
FORD	ESCAPE	0	16	16	127	
CHRYSLER	CHEROKEE	0	9	9	109	
FORD	ECOSPORT	0	16	16	109	
CHRYSLER	GRAND CHEROKEE	0	4	4	108	
VW	TIGUAN	0	12	12	104	
CHRYSLER	PATRIOT	0	17	17	102	
CHRYSLER	COMPASS	0	2	2	81	
TOYOTA	HIGHLANDER	0	5	5	70	
FORD	EXPLORER	0	3	3	47	
CHEVROLET	CAPTIVA SPORT	0	0	0	40	
HYUNDAI	TUCSON	0	19	19	35	
MITSUBISHI	OUTLANDER	1	6	7	34	
NISSAN	JUKE	0	5	5	32	
KIA	SPORTAGE	0	21	21	30	
KIA	SORENTO	0	11	11	25	
CHRYSLER	DURANGO	0	2	2	24	
HONDA	PILOT	0	2	2	23	
RENAULT	KOLEOS	0	3	3	16	
NISSAN	PATHFINDER	0	0	0	15	
SUZUKI	GRAD VITARA	0	0	0	7	
GMC	ACADIA	0	1	1	6	
HYUNDAI	IX35	0	0	0	5	
FIAT	PALIO ADVENTURE	0	0	0	4	
GMC	ACADIA DENALI	0	0	0	4	
MITSUBISHI	MONTERO	0	0	0	3	
PEUGEOT	2008	0	0	0	1	
LAND ROVER	EVOQUE	0	0	0	0	
NISSAN	ROUGE	0	0	0	0	
NISSAN	ARMADA	0	0	0	0	
PEUGEOT	3008	0	0	0	0	
TOYOTA	FJCRUISER	0	0	0	0	

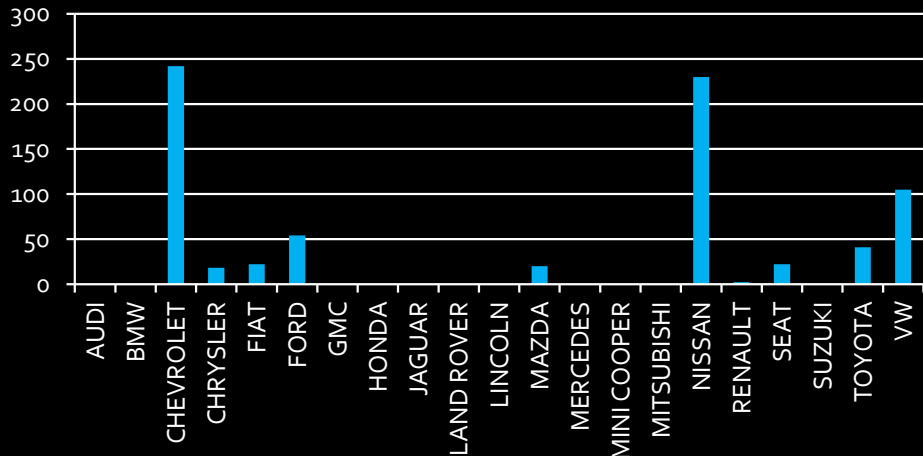
		TIPO D			
CHEVROLET	TRAX	1	38	39	333
MAZDA	CX-5	0	42	42	262
CHRYSLER	JOURNEY	0	14	14	222
TOYOTA	RAV 4	0	22	22	179
CHEVROLET	SUBURBAN SUV	2	3	5	77
CHEVROLET	TAHOE	0	0	0	63
AUDI	Q3	0	5	5	44
CHEVROLET	EQUINOX	0	15	15	40
AUDI	Q5	0	3	3	35
MAZDA	CX-7	0	25	25	26
FORD	EDGE	0	3	3	25
MAZDA	CX-9	0	1	1	21
GMC	GMC TERRAIN	0	4	4	18
CHEVROLET	TRAVERSE SUV	0	2	2	17
AUDI	Q7	0	4	4	15
GMC	SRX	0	0	0	14
VW	TOUAREG	0	1	1	10
GMC	YUKON	0	0	0	9
MERCEDES	GLC 300	0	3	3	4
AUDI	SQ5	0	0	0	4
GMC	ENCLAVE	0	0	0	3
MERCEDES	Clase GLA200	0	1	1	3
MERCEDES	Clase ML	0	2	2	2
TOYOTA	SEQUOIA	0	0	0	1
MERCEDES	GLE 400	0	0	0	1
MERCEDES	GLE 450	0	0	0	1
LAND ROVER	RANGE ROVER SPORT	0	0	0	1
NISSAN	MURANO	0	0	0	0
TOYOTA	LAND CRUISER	0	0	0	0
LINCOLN	MKX	0	0	0	0
BMW	X1	0	0	0	0
BMW	X3	0	0	0	0
BMW	X5	0	0	0	0
BMW	X6	0	0	0	0
MERCEDES	Clase G	0	0	0	0
MERCEDES	Clase GL	0	0	0	0
MERCEDES	Clase GLK	0	0	0	0
MERCEDES	Clase R	0	0	0	0
LAND ROVER	DISCOVERY	0	0	0	0
LAND ROVER	DEFENDER	0	0	0	0
LAND ROVER	LR2	0	0	0	0
LAND ROVER	LR4	0	0	0	0
LAND ROVER	RANGE ROVER	0	0	0	0
		TIPO E			
TOYOTA	SIENNA	0	8	8	83
CHRYSLER	TOWN & COUNTRY	0	3	3	59
HONDA	ODYSSEY	0	5	5	42
GMC	ESCALADE SUV	0	1	1	4
FORD	EXPEDITION	0	0	0	3
GMC	ESCALADE ESV	0	0	0	3
LINCOLN	NAVIGATOR	0	0	0	2
FORD	ECONOLINE	0	0	0	0
<b>TOTAL</b>		<b>15</b>	<b>494</b>	<b>509</b>	<b>4086</b>

## CAMIONES COMERCIALES

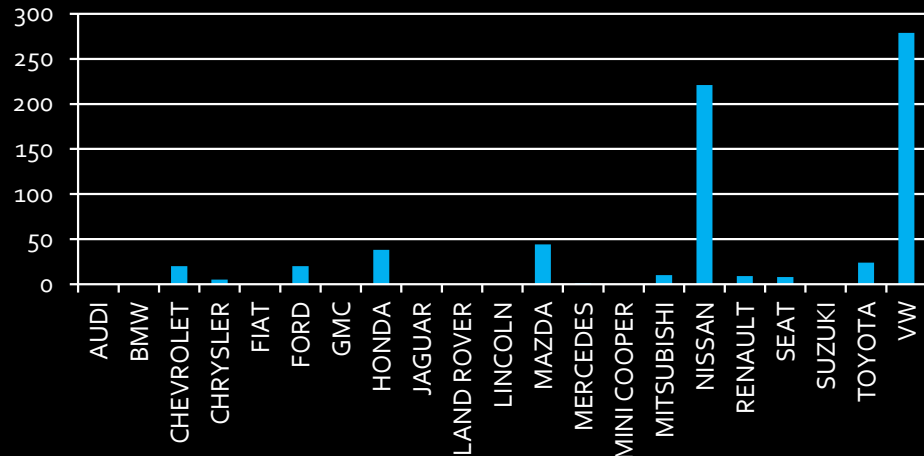
CLASE 1						
MARCA	MODELO	FLOTILLA	MENUDEO	TOTAL	ACUMULADO	
NISSAN	CHASIS	2	26	28	293	
NISSAN	ESTACAS	0	24	24	163	
FORD	RANGER	0	16	16	146	
CHRYSLER	RAM 700	0	11	11	144	
NISSAN	PICK UP Doble Cabina	0	5	5	131	
VW	SAVEIRO	0	12	12	125	
NISSAN	FRONTIER V4	0	8	8	122	
NISSAN	PICK UP Largo	0	11	11	88	
TOYOTA	TACOMA	0	19	19	79	
CHEVROLET	TORNADO PICK UP	8	3	11	47	
VW	CADDY	0	0	0	23	
RENAULT	KANGOO	0	0	0	20	
CHEVROLET	S10	9	5	14	16	
NISSAN	FRONTIER V6	0	0	0	11	
PEUGEOT	PARNTER MAXI	0	0	0	5	
PEUGEOT	PARTNER TEPEE	0	3	3	4	
FIAT	DUCATO	0	1	1	3	
PEUGEOT	PARTNER TEPEE 7 PAS	0	1	1	3	
PEUGEOT	PARNER	0	1	1	3	
CHEVROLET	COLORADO	0	0	0	2	
FIAT	ESTRADA	0	0	0	0	
CLASE 2						
CHRYSLER	RAM 1500	13	1	14	166	
TOYOTA	HILUX	0	19	19	126	
CHRYSLER	RAM 2500	0	3	3	72	
MITSUBISHI	L200	3	0	3	56	
CHRYSLER	CREW CAB	0	0	0	35	
FORD	LOBO	0	5	5	34	
VW	AMAROK	0	1	1	34	
CHEVROLET	SILVERADO 1500	0	1	1	28	
FORD	F-150	0	2	2	26	
CHEVROLET	SILVERADO 2500	0	1	1	10	
CHEVROLET	CHEYENE	0	1	1	5	
GMC	SIERRA	0	0	0	4	
NISSAN	TITAN	0	0	0	2	
TOYOTA	TUNDRA	0	0	0	2	
FORD	F-250	0	0	0	1	
LINCOLN	MARK LT	0	0	0	1	
GMC	SIERRA CREW	0	0	0	0	
HONDA	RIDGELINE	0	0	0	0	
CLASE 3						
CHRYSLER	RAM 4000	5	2	7	126	
FORD	F-350	0	3	3	67	
FORD	F-450/550	0	1	1	42	
VW	CRAFTER	0	2	2	14	
CHEVROLET	SILVERADO 3500	0	0	0	10	
NISSAN	CABSTAR	0	1	1	1	
PEUGEOT	MANANGER HDI	0	0	0	1	
CHEVROLET	AVALANCHE UUV	0	0	0	0	
CHEVROLET	EXPRESS CUTAWAY	0	0	0	0	
FORD	E-150/350	0	0	0	0	
NISSAN	NV2500	0	0	0	0	
<b>TOTAL</b>		<b>40</b>	<b>189</b>	<b>229</b>	<b>2291</b>	



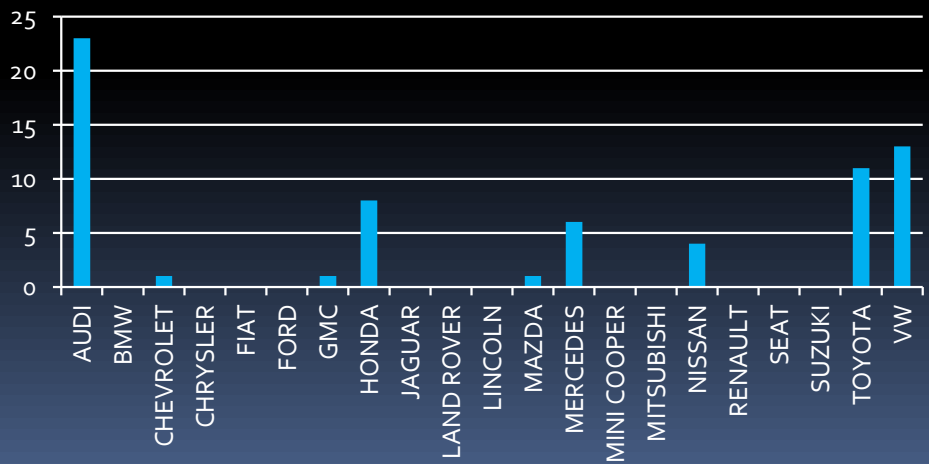
## SUB COMPACTOS



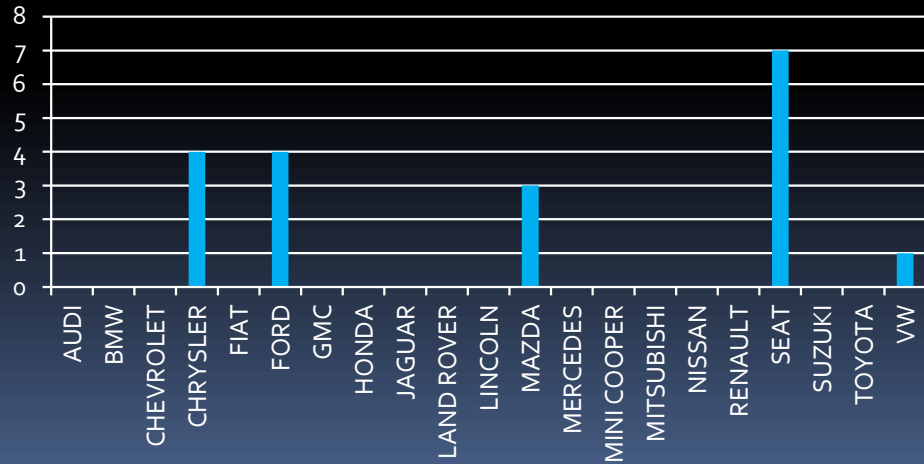
## COMPACTOS



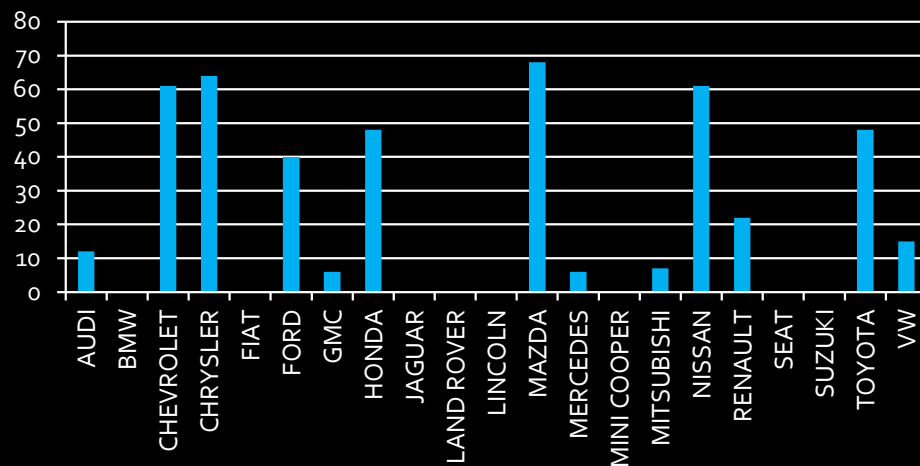
## LUJO



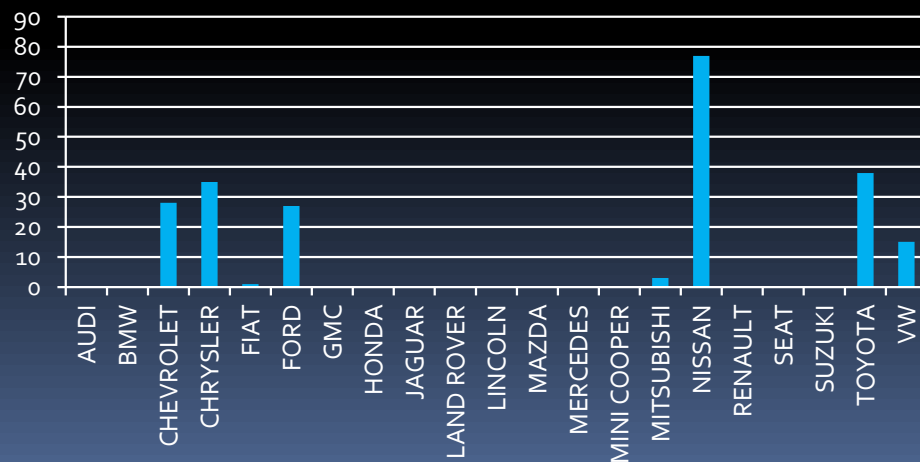
## DEPORTIVOS



## USOS MÚLTIPLES



## CAM. COMERCIAL



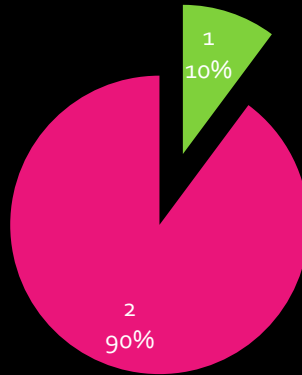


CUAUTLA

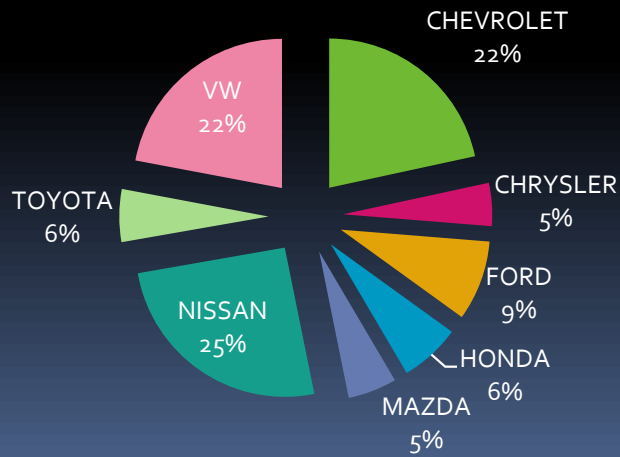


MARCAS	FLOTILLA	MENUDEO	VENTAS POR UNIDADES TOTALES	SUB COMPACTOS	COMPACTOS	DE LUJO	DEPORTIVOS	USOS MULTIPLES	CAM. COMERCIAL
NISSAN	0	120	120	29	52	1	0	11	27
VW	0	104	104	19	77	3	0	3	2
CHEVROLET	44	58	102	70	4	1	0	17	10
FORD	1	40	41	14	6		0	12	9
HONDA	0	31	31		10	2	0	19	0
TOYOTA	0	27	27	6	6	3		8	4
MAZDA	0	25	25	3	12	0	1	9	
CHRYSLER	3	19	22	2	0	0	2	14	4
TOTAL	48	424	472	143	167	10	3	93	56

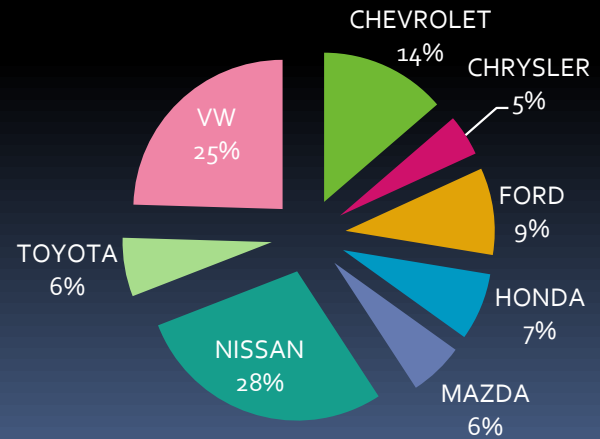
# FLOTILLA VS MENUDEO



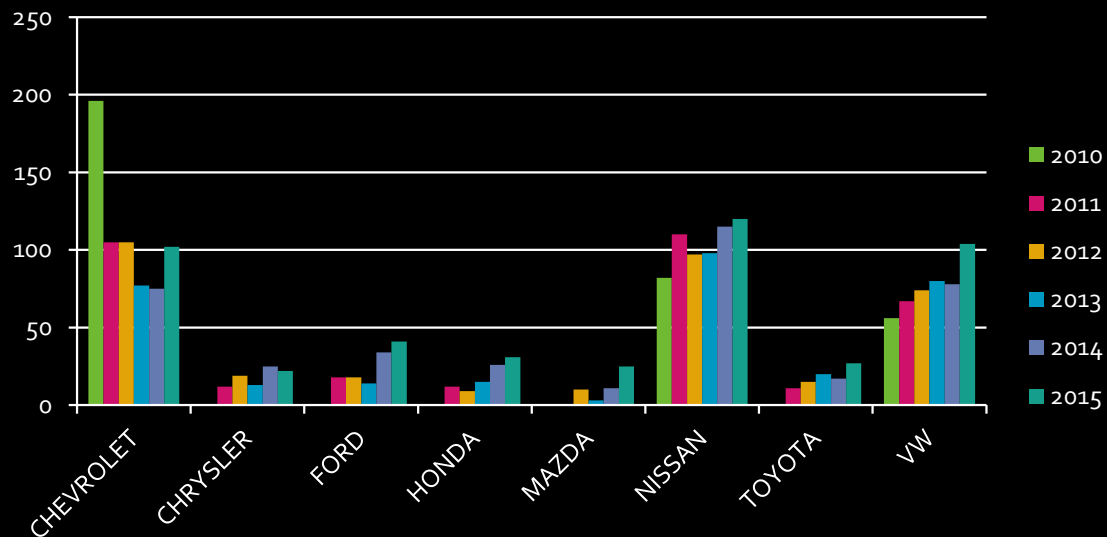
# VENTAS POR UNIDADES TOTALES



# MENUDEO



MARCAS	ENE	FEB	MAR	ABR	MAY	JUN	JUL	AGO	SEP	OCT	NOV	DIC	TOTAL	%
CHEVROLET	63	71	155	81	137	82	145	165	77	82	112	102	1272	30.38
NISSAN	84	87	94	76	81	82	88	87	101	87	98	120	1085	25.91
VW	65	65	60	53	63	68	60	51	65	60	69	104	783	18.70
FORD	19	9	16	18	19	24	17	18	20	19	17	41	237	5.66
TOYOTA	16	16	12	16	19	18	18	21	22	26	24	27	235	5.61
HONDA	19	19	15	10	12	15	18	18	19	22	29	31	227	5.42
CHRYSLER	19	20	14	16	16	13	20	7	10	25	22	22	204	4.87
MAZDA	9	13	8	9	15	6	8	11	17	15	8	25	144	3.44
TOTAL	294	300	374	279	362	308	374	378	331	336	379	472	4187	100



DICIEMBRE							
	2010	2011	2012	2013	2014	2015	% CRECIMIENTO
NISSAN	82	110	97	98	115	120	4.35
VW	56	67	74	80	78	104	33.33
CHEVROLET	196	105	105	77	75	102	36.00
FORD		18	18	14	34	41	20.59
HONDA		12	9	15	26	31	19.23
TOYOTA		11	15	20	17	27	58.82
MAZDA			10	3	11	25	127.27
CHRYSLER		12	19	13	25	22	-12.00
TOTAL	334	335	347	320	381	472	23.88

SUBCOMPACTO					
TIPO B					
MARCA	MODELO	FLOTILLA	MENUDEO	TOTAL	ACUMULADO
CHEVROLET	AVEO	30	16	46	621
CHEVROLET	SPARK	4	14	18	212
NISSAN	MARCH	0	17	17	153
NISSAN	TSURU	0	12	12	137
CHEVROLET	SONIC	1	5	6	86
VW	GOL	0	11	11	59
FORD	FIESTA	1	6	7	57
CHEVROLET	MATIZ	0	0	0	51
VW	GOL SEDAN	0	5	5	46
CHRYSLER	ATTITUDE	0	2	2	39
TOYOTA	YARIS SEDAN	0	1	1	19
MAZDA	MAZDA 2	0	3	3	15
FORD	IKON	0	0	0	14
CHRYSLER	VISION	0	0	0	9
FORD	FIGO	0	7	7	9
TOYOTA	YARIS R	0	5	5	9
VW	CROSSFOX	0	3	3	8
TOYOTA	YARIS HATCHBACK	0	0	0	5
<b>TOTAL</b>		<b>36</b>	<b>107</b>	<b>143</b>	<b>1549</b>



COMPACTO					
MARCA	MODELO	FLOTILLA	MENUDEO	TOTAL	ACUMULADO
VW	JETTA	0	30	30	246
VW	VENTO	0	33	33	196
NISSAN	VERSA	0	34	34	188
NISSAN	SENTRA	0	7	7	118
MAZDA	MAZDA 3	0	12	12	86
NISSAN	TIDA SEDAN	0	10	10	83
VW	POLO	0	5	5	60
HONDA	FIT	0	4	4	45
HONDA	CITY	0	5	5	43
TOYOTA	AVANZA	0	5	5	42
VW	CLASICO	0	0	0	35
VW	GOLF	0	9	9	35
FORD	FOCUS SEDAN	0	3	3	28
TOYOTA	COROLLA	0	1	1	25
CHEVROLET	CRUZE 4 PTAS.	0	4	4	16
VW	BEETLE	0	0	0	11
NISSAN	NOTE	0	1	1	9
FORD	FUSION	0	3	3	8
HONDA	CIVIC	0	1	1	8
CHRYSLER	200	0	0	0	3
CHRYSLER	DART	0	0	0	1
FORD	FOCUS ST	0	0	0	1
CHRYSLER	AVENGER	0	0	0	0
MAZDA	MAZDA 5	0	0	0	0
NISSAN	LEAF	0	0	0	0
VW	SPORTWAGUEN	0	0	0	0
<b>TOTAL</b>		<b>0</b>	<b>167</b>	<b>167</b>	<b>1287</b>

LUJO					
	MODELO	FLOTILLA	MENUDEO	TOTAL	ACUMULADO
VW	PASSAT	0	3	3	23
TOYOTA	CAMRY	0	2	2	14
HONDA	ACCORD	0	2	2	10
NISSAN	ALTIMA	0	1	1	8
VW	CC	0	0	0	7
MAZDA	MAZDA 6	0	0	0	4
TOYOTA	PRIUS	0	1	1	3
CHEVOLET	MALIBU	0	1	1	2
NISSAN	MAXIMA	0	0	0	2
CHRYSLER	CHARGER	0	0	0	0
CHRYSLER	300	0	0	0	0
HONDA	CROSSTOUR	0	0	0	0
<b>TOTAL</b>		<b>0</b>	<b>10</b>	<b>10</b>	<b>73</b>

DEPORTIVO					
	MODELO	FLOTILLA	MENUDEO	TOTAL	ACUMULADO
CHEVROLET	CAMARO	0	0	0	3
CHRYSLER	CHALLENGER	0	2	2	3
VW	GOLF Gti	0	0	0	3
MAZDA	MX-5	0	1	1	2
FORD	MUSTANG	0	0	0	1
NISSAN	370 Z	0	0	0	1
CHEVROLET	CORVETTE	0	0	0	0
CHRYSLER	VIPER	0	0	0	0
HONDA	CRZ	0	0	0	0
<b>TOTAL</b>		<b>0</b>	<b>3</b>	<b>3</b>	<b>13</b>

## USOS MULTIPLES

## TIPO A

	MODELO	FLOTILLA	MENUDEO	TOTAL ACUMULADO	
TOYOTA	HIACE	0	6	6	55
NISSAN	URVAN CARGA	0	4	4	46
NISSAN	URBAN PASAJEROS	0	0	0	7
VW	TRANSPORTER CARGA	0	0	0	5
FORD	TRANSIT	0	1	1	2
VW	TRANSPORTER PASAJEROS	0	1	1	2
CHEVROLET	EXPRESS VAN	0	0	0	0
CHEVROLET	EXPRESS CARGO VAN	0	0	0	0
CHRYSLER	PROMASTER	0	0	0	0
FORD	TRANSIT PASAJEROS	0	0	0	0

## TIPO B

CHRYSLER	WRANGLER	3	1	4	7
----------	----------	---	---	---	---

## TIPO C

HONDA	CR-V	0	10	10	72
NISSAN	X-TRAIL	0	7	7	64
HONDA	HR-V	0	7	7	38
FORD	ECOSPORT	0	8	8	29
FORD	ESCAPE	0	2	2	20
VW	TIGUAN	0	2	2	16
CHRYSLER	CHEROKEE	0	2	2	15
CHEVROLET	CAPTIVA SPORT	0	0	0	14
CHRYSLER	COMPASS	0	2	2	12
CHRYSLER	PATRIOT	0	2	2	12
CHRYSLER	GRAND CHEROKEE	0	0	0	6
FORD	EXPLORER	0	0	0	6
TOYOTA	HIGHLANDER	0	0	0	5
NISSAN	PATHFINDER	0	0	0	4
NISSAN	JUKE	0	0	0	4
HONDA	PILOT	0	0	0	3
CHRYSLER	DURANGO	0	0	0	1
NISSAN	ROUGE	0	0	0	0
NISSAN	ARMADA	0	0	0	0
TOYOTA	FJCRUISER	0	0	0	0

## TIPO D

CHEVROLET	TRAX	1	8	9	94
CHEVROLET	TAHOE	0	0	0	58
CHEVROLET	SUBURBAN SUV	2	1	3	51
CHRYSLER	JOURNEY	0	4	4	35
MAZDA	CX-5	0	4	4	30
TOYOTA	RAV 4	0	2	2	26
CHEVROLET	EQUINOX	0	5	5	16
FORD	EDGE	0	1	1	6
MAZDA	CX-7	0	5	5	5
CHEVROLET	TRAVERSE SUV	0	0	0	4
MAZDA	CX-9	0	0	0	2
VW	TOUAREG	0	0	0	2
NISSAN	MURANO	0	0	0	0
TOYOTA	LAND CRUISER	0	0	0	0
TOYOTA	SEQUOIA	0	0	0	0

## TIPO E

CHRYSLER	TOWN & COUNTRY	0	0	0	8
HONDA	ODYSSEY	0	2	2	8
TOYOTA	SIENNA	0	0	0	5
FORD	ECONOLINE	0	0	0	0
FORD	EXPEDITION	0	0	0	0

TOTAL

6

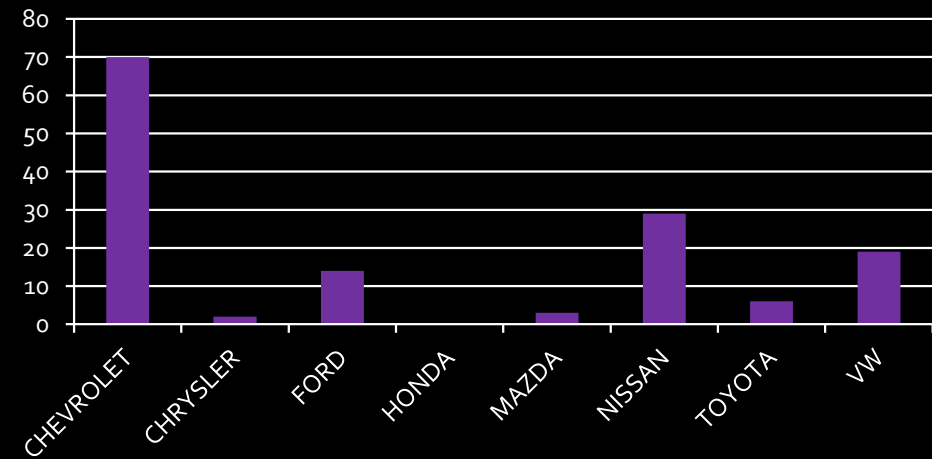
87

93

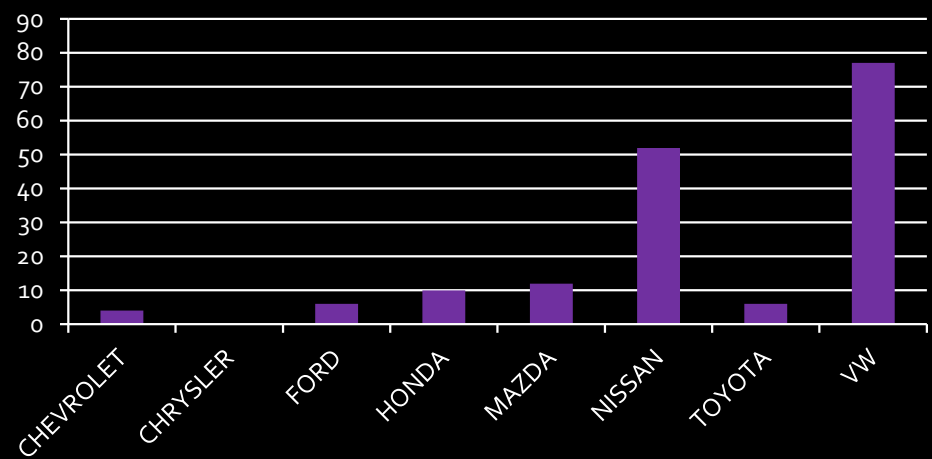
795

CAMIONES LIGEROS					
MARCA	MODELO	FLO	MEN	TOT	ACUM
<b>CLASE 1</b>					
NISSAN	CHASIS	0	10	10	113
NISSAN	PICK UP Doble Cabina	0	2	2	54
FORD	RANGER	0	8	8	36
NISSAN	PICK UP Largo	0	5	5	33
CHRYSLER	RAM 700	0	3	3	27
NISSAN	ESTACAS	0	5	5	27
NISSAN	FRONTIER V4	0	4	4	26
VW	SAVEIRO	0	1	1	14
CHEVROLET	TORNADO PICK UP	3	0	3	10
TOYOTA	TACOMA	0	1	1	9
CHEVROLET	S10	3	3	6	7
NISSAN	FRONTIER V6	0	0	0	7
VW	CADDY	0	0	0	5
CHEVROLET	COLORADO	0	0	0	0
<b>CLASE 2</b>					
CHEVROLET	SILVERADO 1500	0	0	0	20
TOYOTA	HILUX	0	3	3	17
CHRYSLER	RAM 1500	0	1	1	9
CHRYSLER	RAM 2500	0	0	0	5
FORD	F-150	0	0	0	5
CHRYSLER	CREW CAB	0	0	0	4
VW	AMAROK	0	0	0	4
FORD	LOBO	0	1	1	3
CHEVROLET	CHEYENE	0	1	1	2
TOYOTA	TUNDRA	0	0	0	1
CHEVROLET	SILVERADO 2500	0	0	0	0
FORD	F-250	0	0	0	0
HONDA	RIDGELINE	0	0	0	0
NISSAN	TITAN	0	0	0	0
<b>CLASE 3</b>					
FORD	F-350	0	0	0	12
CHRYSLER	RAM 4000	0	0	0	8
VW	CRAFTER	0	1	1	6
CHEVROLET	SILVERADO 3500	0	0	0	5
NISSAN	CABSTAR	0	1	1	1
CHEVROLET	AVALANCHE UUV	0	0	0	0
CHEVROLET	EXPRESS CUTAWAY	0	0	0	0
FORD	F-450/550	0	0	0	0
FORD	E-150/350	0	0	0	0
NISSAN	NV2500	0	0	0	0
<b>TOTAL</b>		<b>6</b>	<b>50</b>	<b>56</b>	<b>470</b>

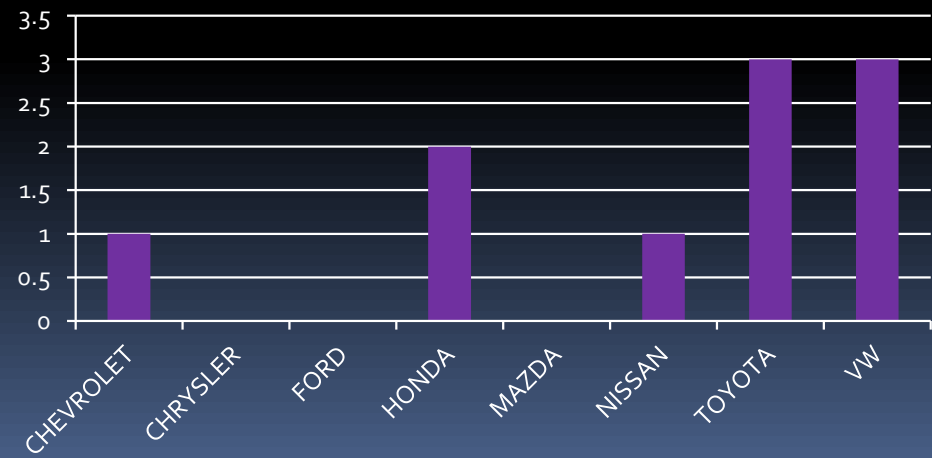
## SUB COMPACTOS



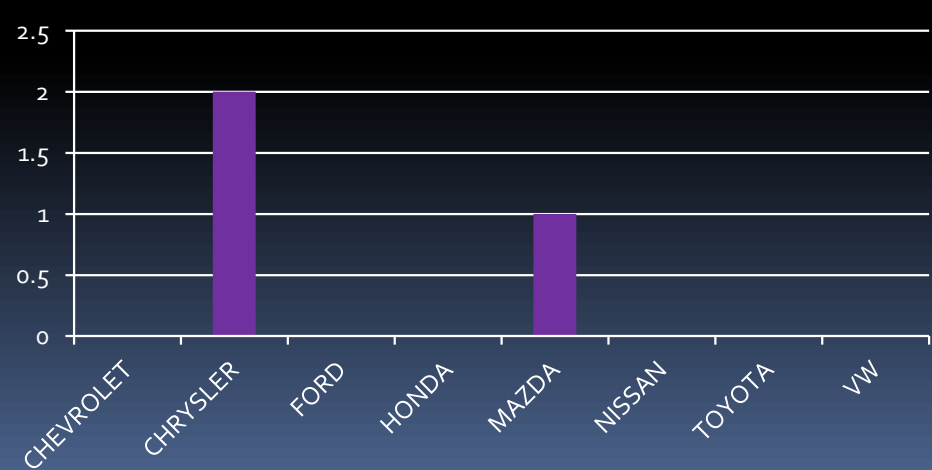
## COMPACTOS



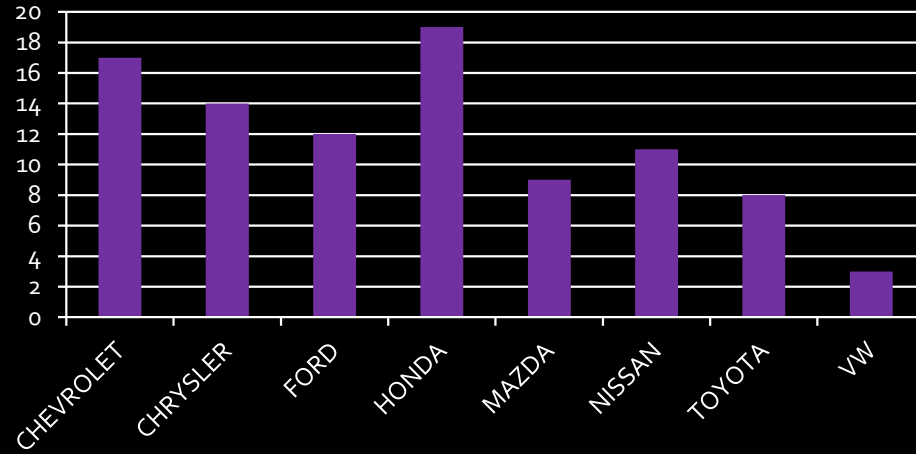
## DE LUJO



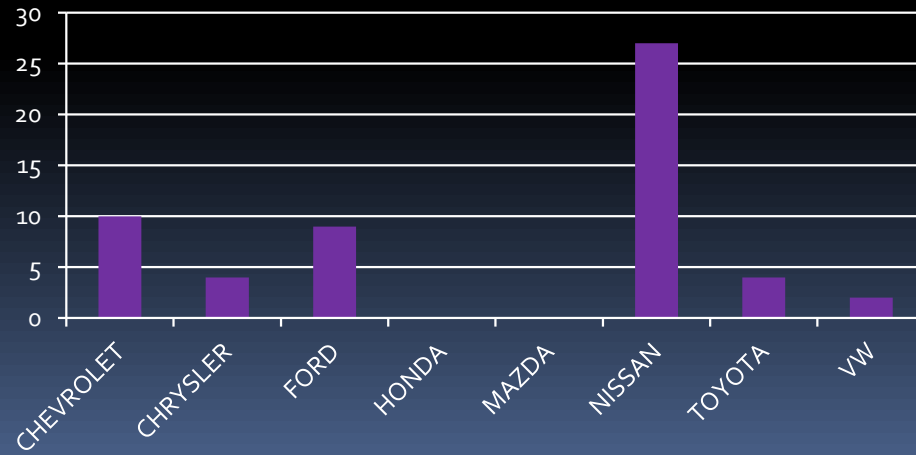
## DEPORTIVOS



## USOS MÚLTIPLES



## CAM. COMERCIAL



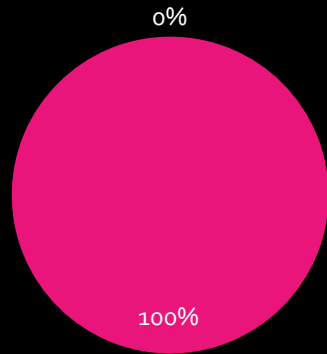


# GALEANA

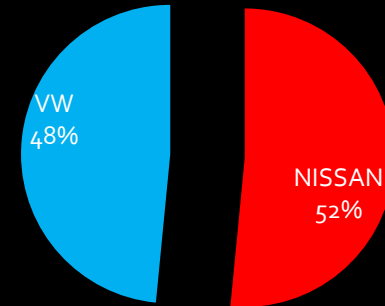


## FLOTILLA VS MENUDEO

■ FLOTILLA ■ MENUDEO

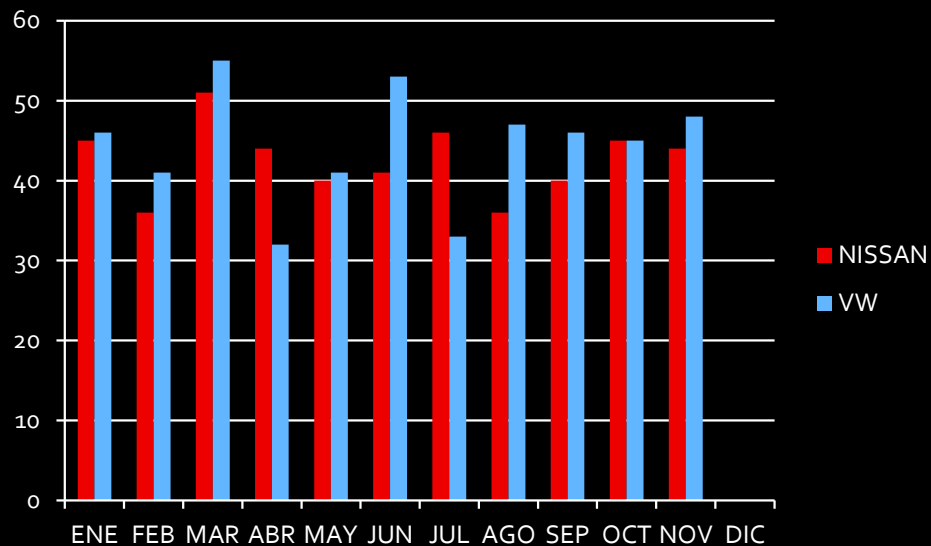


## VENTAS TOTALES



MARCAS	FLOTILLA	MENUDEO	VENTAS POR UNIDADES TOTALES	SUB COMPACTOS	COMPACTOS	DE LUJO	DEPORTIVOS	USOS MULTIPLES	CAM. COMERCIAL
NISSAN	0	67	67	20	22	0	0	6	19
VW	0	63	63	21	38	0	1	2	1
TOTAL	0	130	130	41	60	0	1	8	20





MARCAS	ENE	FEB	MAR	ABR	MAY	JUN	JUL	AGO	SEP	OCT	NOV	DIC	TOTAL	%
VW	46	41	55	32	41	53	33	47	46	45	48		487	50.99
NISSAN	45	36	51	44	40	41	46	36	40	45	44		468	49.01
<b>TOTAL</b>	<b>91</b>	<b>77</b>	<b>106</b>	<b>76</b>	<b>81</b>	<b>94</b>	<b>79</b>	<b>83</b>	<b>86</b>	<b>90</b>	<b>92</b>	<b>0</b>	<b>955</b>	<b>100</b>

SUBCOMPACTO					
MARCA	MODELO	FLOTILLA	MENUDEO	TOTAL	ACUMULADO
NISSAN	MARCH	0	9	9	80
NISSAN	TSURU	0	11	11	73
VW	GOL	0	13	13	58
VW	GOL SEDAN	0	4	4	23
VW	CROSSFOX	0	4	4	6
<b>TOTAL</b>		<b>0</b>	<b>41</b>	<b>41</b>	<b>240</b>

COMPACTOS					
MARCA	MODELO	FLOTILLA	MENUDEO	TOTAL	ACUMULADO
VW	JETTA	0	21	21	186
VW	VENTO	0	12	12	148
NISSAN	VERSA	0	9	9	82
NISSAN	SENTRA	0	9	9	76
VW	POLO	0	4	4	35
NISSAN	TIDA SEDAN	0	4	4	32
VW	CLASICO	0	0	0	21
VW	GOLF	0	0	0	16
NISSAN	NOTE	0	0	0	6
VW	BEETLE	0	1	1	6
NISSAN	LEAF	0	0	0	0
VW	SPORTWAGUEN	0	0	0	0
<b>TOTAL</b>		<b>0</b>	<b>60</b>	<b>60</b>	<b>608</b>

LUJO					
MARCA	MODELO	FLOTILLA	MENUDEO	TOTAL	ACUMULADO
VW	PASSAT	0	0	0	9
NISSAN	ALTIMA	0	0	0	2
NISSAN	MAXIMA	0	0	0	0
VW	CC	0	0	0	0
<b>TOTAL</b>		<b>0</b>	<b>0</b>	<b>0</b>	<b>11</b>

USOS MULTIPLES					
MARCA	MODELO	FLOTILLA	MENUDEO	TOTAL	ACUMULADO
<b>TIPO A</b>					
NISSAN	URVAN CARGA	0	0	0	18
NISSAN	URBAN PASAJEROS	0	3	3	11
VW	TRANSPORTER CARGA	0	1	1	7
VW	TRANSPORTER PASAJEROS	0	0	0	0
<b>TIPO C</b>					
NISSAN	X-TRAIL	0	3	3	29
VW	TIGUAN	0	1	1	8
NISSAN	PATHFINDER	0	0	0	5
NISSAN	JUKE	0	0	0	3
NISSAN	ROUGE	0	0	0	0
NISSAN	ARMADA	0	0	0	0
<b>TIPO D</b>					
NISSAN	MURANO	0	0	0	0
VW	TOUAREG	0	0	0	0
<b>TOTAL</b>		<b>0</b>	<b>8</b>	<b>8</b>	<b>81</b>

DEPORTIVO					
MARCA	MODELO	FLOTILLA	MENUDEO	TOTAL	ACUMULADO
VW	GOLF Gti	0	1	1	2
NISSAN	370 Z	0	0	0	0
<b>TOTAL</b>		<b>0</b>	<b>1</b>	<b>1</b>	<b>2</b>

CAMIONES LIGEROS					
MARCA	MODELO	FLOTILLA	MENUDEO	TOTAL	ACUMULADO
<b>CLASE 1</b>					
NISSAN	ESTACAS	0	6	6	35
NISSAN	CHASIS	0	6	6	30
NISSAN	FRONTIER V4	0	3	3	22
VW	SAVEIRO	0	0	0	20
NISSAN	PICK UP Doble Cabina	0	2	2	18
NISSAN	PICK UP Largo	0	2	2	11
VW	CADDY	0	0	0	2
NISSAN	FRONTIER V6	0	0	0	1
<b>CLASE 2</b>					
NISSAN	TITAN	0	0	0	1
VW	AMAROK	0	0	0	1
<b>CLASE 3</b>					
VW	CRAFTER	0	1	1	2
NISSAN	CABSTAR	0	0	0	0
NISSAN	NV2500	0	0	0	0
<b>TOTAL</b>		<b>0</b>	<b>20</b>	<b>20</b>	<b>143</b>